

Change PASSION FOR

2022 Environmental, Social and Governance Report

Shanghai United Imaging Healthcare Co., Ltd.

Message from the Management Team

In 2011, with favorable timing, geographical advantages, and the unity of human , Shanghai United Imaging Healthcare Co., Ltd. was established. In the past twelve years, we have broken through the boundaries of medical technology innovation with creativity. From complete machine systems to core components, and then to key components, we have driven the continuous improvement of product performance and the continuous reduction of costs, and have comprehensively reshaped the standards of the industry in technology, design, service, and process, as well as witnessed and promoted the decade-long transformation of China's high-end medical equipment industry.

2022 is a year that will be remembered by all United Imaging employees. The global situation is tumultuous, with the Russian-Ukrainian war, the global public health crisis, and other factors exacerbating economic uncertainty. At the same time, the global technology innovation has entered an unprecedentedly intense and active period, and a new round of technological revolution and industrial transformation is emerging, with competition and constraints becoming even more intense. The times are changing, the industry is changing, but the persistence and dedication of our employees to innovation and change remain unchanged.

"Resilience" and "Vitality" are the two key words for us in 2022. Faced with new challenges, we have shown

valuable organizational resilience, responding quickly, being agile and innovative, and working together with teams and external institutions to cope with complex situations. At the same time, in the face of uncertainty, we have always grasped our own determinate strength, firmly and continuously innovating, constantly breaking through, and achieving steady growth. In August 2022, United Imaging successfully landed on the capital market, entering a new stage of development. It also brings us more attention and expectations, and we must assume greater social responsibility to repay this trust.

Therefore, as a global medical high-tech enterprise, we always adhere to the mission of "To Bring Equal Healthcare for All" and firmly support the United Nations' 2030 Agenda that we integrate the concept of sustainable development into our company's strategy and operation, promoting enterprise development and contributing to the enhancement of social well-being.

We regard innovation as the foundation of our business, and we have kept high R&D investment and a high level of innovative talent as the driving forces to promote the process of medical technology and medical model innovation. We have built a professional team of more than 7,300 people worldwide. A number of industry-leading products, such as the world's first 2-meter PET/CT, 5.0T MRI, 75cm large aperture 3.0T MRI, and the world's first integrated CT-linac have filled the gap in

the industry and served medical institutions in more than 50 countries around the world. At the same time, we have deepened our cooperation with global universities, hospitals, research institutions, and industry partners, accelerating the promotion of precision diagnosis and treatment and forward-looking research exploration. Innovation has never stopped.

We take the deep-seated demands and clinical needs of patients and users as the focal point of innovation. We cross mountains and seas, travel to every corner of the world, and approach every life with our hearts. Moreover, we empower technology with innovation, regardless of wealth and geography, so that the value of innovation can be sublimated, thus injecting Chinese wisdom and vitality into the construction of the world health community.

To create a low-carbon and environmentally friendly production and operation mode, we have optimized our energy use structure, actively promoted green awareness among employees, advocated for green office initiatives, and organized activities related to World Environment Day. In addition, we have gradually built the green innovation competitiveness of our company while pursuing economic benefits to contribute to global climate action and carbon neutrality.

We always prioritize transparency and fairness in corporate governance. We insist on promoting anti-

corruption governance within the industry, complying with international trade rules and external regulatory requirements. In addition, we have established effective communication channels between employees, users, and shareholders, and encourage employees to actively participate in the Company's governance and decision-making processes.

The core of all our actions is people. We regard employees as the most valuable asset and are committed to creating a united, friendly, and harmonious workplace environment for them. We strive to create a positive corporate culture, oppose discrimination based on race, ethnicity, region or social background, nationality, lineage, religion, gender, age, sexual orientation, marital status, and understand, appreciate and encourage differences in the workplace, and hope to provide a stage for everyone to realize their personal value.

The new journey is a journey for dream chasers. There is no plain road to achieving great ideals. The new era is an era for strivers, with countless new challenges for us to face. In 2023, we will forge ahead with courage and faith and continue to strive to shoulder the responsibility for customers, employees, and shareholders, as well as the responsibility for the industry and society, bringing equal healthcare for all to China and the world.

About the Report

The 2022 Environmental, Social and Governance Report of United Imaging Healthcare (hereinafter “the Report”) is the first environmental, social and governance (hereinafter “ESG”) report issued by Shanghai United Imaging Healthcare Co., Ltd. The Report aims to disclose the Group’s management strategies, practice and achievements in view of the ESG sustainability to the stakeholders including shareholders and investors, employees, customers, governments, partners, and the public in an objective and truthful way.

Reporting Standards

The Report is prepared mainly in accordance with the *Rules Governing the Listing of Stocks on the Science and Technology Innovation Board of Shanghai Stock Exchange and the GRI Sustainability Reporting Guidelines* (GRI Standards) issued by the Global Sustainability Standards Board (GSSB), to continuously improve the disclosure transparency of the Group’s sustainability-related information and respond to the stakeholders’ concern about the Group’s ESG management and performance.

Reporting Scope and Boundary

Reporting scope of the Group: The performance indicators in the Report cover all main businesses of the Group. Unless otherwise stated, both the economic performance indicators and social performance indicators herein cover all entities within the reporting scope of the Company’s consolidated financial statements, while the environmental performance indicators cover 4 main office/production/R&D sites of the Group, including Shanghai Headquarters, Shanghai Production Factory, Changzhou Production Base and Wuhan Production Base.

Access to the Report

The Report is published in both English and simplified Chinese. In case of any inconsistency in content, the simplified Chinese version shall prevail. To support environmental protection, the Report is published in electronic form, which can be accessed and downloaded on United Imaging’s official website (<https://www.united-imaging.com/>).

Suggestions are welcomed through the following contact details. Your opinions will help us further improve the Report and enhance the Group’s ESG performance.

E-mail: IR@united-imaging.com
Address: 2258 Chengbei Road, Jiading District, Shanghai 201807, China.

Abbreviation

Abbreviation	Reference
The Group, We, United Imaging, UIH	Shanghai United Imaging Healthcare Co., Ltd. and its subsidiaries
The Company	Shanghai United Imaging Healthcare Co., Ltd.
Changzhou Production Base	United Imaging (Changzhou) Healthcare Co., Ltd.
Wuhan Production Base	Wuhan United Imaging Healthcare Co., Ltd.
US Production Base	UIH Technologies LLC

Reporting Period

Report publication frequency: The Report is released annually.
Reporting timescale: from 1 January 2022 to 31 December 2022. In order to enhance the comparability and completeness of the Report, some contents are retroactive to previous years, as appropriate.

Confirmation and Approval

The Report was approved for release by the Board of Directors (“the Board”) of the Group on 26 April, 2023. The Board commits to supervising the content of the Report and ensuring that it does not include any false records or misleading statements, and is responsible for the authenticity, accuracy and completeness of the content.

Data of the Report

Data and cases in the Report are derived from official documents and statistical reports of the Group, and reviewed by relevant departments. The currency in the Report is RMB. As some amounts and percentage numbers in the Report have been rounded, the total amounts may not be the sum of the figures in some tables.

Key Performance Indicators in 2022

Economic Performance Indicators

Operating revenue
RMB **9.238** billion

YOY increase by
27.36%

During the Reporting Period, the Company continued to strengthen its core competitiveness in R&D, technology, quality, marketing, service and supply chain, and etc., as well as made scientific decisions and promoted the implementation of the Company's various strategic plans and business layouts in a rational and orderly manner, thus continuously optimizing and enhancing its global supply chain management system and marketing system, and providing a solid foundation for the stable and healthy growth of various financial indicators.

All taxes and fees paid by the Company
RMB **0.70** billion

In 2022, the Company actually paid RMB 0.7 billion in taxes and fees, effectively fulfilling its social responsibility

Number of countries in which products are launched
59 countries

With our competitive and innovative technology and total solutions, the Company's overseas sales have been growing at a high rate, accounting for 11.94% of its operating revenue, up from 7.15% in the same period last year.

Net profit attributable to shareholders of the listed company
RMB **1.656** billion

YOY increase by
16.86%

Under public scrutiny, the Company has given back to customers, shareholders, employees, and society with long-term, sustainable value creation through standardized governance and efficient communication.

R&D investment (including capitalized expenditure)
RMB **1.466** billion

YOY increase by
39.89%

The Company upholds the principle of "innovation-driven and win-win cooperation", and is guided by clinical needs and market trends to keep increasing its R&D investment and strengthening the technological development, thus continuously launching innovative products for the market and breaking through a series of industry technological problems.

Net profit after deduction of parental profit
RMB **1.328** billion

YOY increase by
13.91%

In the face of an uncertain environment, the Company took advantage of certainty to quickly respond, innovate with agility, and work together, which displayed valuable organizational resilience and maintained stable growth in net profit during the Reporting Period.

Social Performance Indicators

Donated

RMB **10.35** million

By donating medical equipment and sharing high quality medical resources, we are able to collaborate and interconnect hospitals, promote the accessibility of medical services, and contribute to the revitalization of rural areas. Therefore, the residents in townships and counties can be treated without leaving the township.

Products certified

90+

90+ products with international leading performance indicators are certified and launched to the market, creating a new scene of medical treatment integration.

Environmental Performance Indicators

Water consumption

206,359.00 tons

Energy consumption

201,987.21 GJ

Greenhouse gas emissions

36,556.13 tons CO₂e

The Company is actively exploring the path of low carbon and environmental protection development. We continuously promote green production in response to the national strategic objectives of achieving "carbon peaking" by 2030 and "carbon neutrality" by 2060.

Water consumption intensity

22.34 tons/million RMB

Energy consumption intensity

21.86 GJ/million RMB

Greenhouse gas emissions intensity

3.96 tons CO₂e/million RMB

Through process cooling water system renovation projects and ground source heat projects

936.00 tons CO₂e

About United Imaging

Adhering to the corporate vision of “Leading Healthcare Innovation”, United Imaging has always taken innovation as the cornerstone of its survival and committed to promoting the innovation of medical technology and medical model with the farsighted scientific and technological innovation. Driven by huge investment in R&D, high-level innovative talent team and in-depth collaboration, we accelerate the exploration of cutting-edge precise diagnosis and treatment technology, and constantly improve the global accessibility of high-end medical equipment and services, bringing the benefit to more people.

VISION

Leading Healthcare Innovation

MISSION

To Bring Equal Healthcare for All

BRAND PROMISE

Passion for Change





Company Profile

Shanghai United Imaging Healthcare Co., Ltd. (stock code: 688271.SH), founded in 2011, is dedicated to providing global customers with high-performance advanced medical imaging equipment, radiotherapy equipment, life science instruments, medical digital and intelligent solutions. Though in-depth cooperation with universities, hospitals, research institutions, and industry partners all over the world, we accelerate precise diagnosis and treatment and farsighted scientific research exploration by making continuous breakthroughs in various aspects of scientific and technological innovation, thus constantly improving the global accessibility of high-end medical equipment and services. Headquartered in Shanghai, the Group has Regional Headquarters and Research and Development Centers in America, Malaysia, the United Arab Emirates, Poland, etc., and extends production presence in Shanghai, Changzhou, Wuhan, and Houston. The Group has built a global R&D, production and service network.

Since the establishment, we have kept large-scale investment in R&D, and strive to overcome the core technologies in the field of large medical equipment such as medical imaging equipment and radiotherapy products. After years of efforts, the complete product line including medical imaging equipment, radiotherapy products and life science instruments has been well established. By the end of the Reporting Period, the Group had accumulatively launched more than 90 products on the market, including magnetic resonance imaging system (MR), X-ray computed tomography system (CT), X-ray imaging system (XR), molecular imaging system (PET/CT and PET/MR), medical linear accelerator system (RT), and life science instruments. For digital diagnosis and treatment, we provide UIHCloud services through UIHCloud system, realizing the cloud collaboration of equipment and applications for shared medical resources, thereby providing integrated solutions for end customers.

For more information, please visit the Company's official website and official WeChat.

Official website: www.united-imaging.com

Official WeChat: QR code



Official WeChat
Subscription Account



Official WeChat
Video Account

United Imaging Development Milestones

2011

Shanghai United Imaging Healthcare Co., Ltd. was formally founded.

2013

North America Research and Development Center was established in Houston, Texas, USA.

2014

UIH High-end Medical Device Industrial Base was built in Shanghai, covering an area of 120,000 square meters, which provides powerful support to the upgrading and development of medical health industry in China.

2014

The first official launch of the entire line of products of the United Imaging Medical brand, as well as the official launch into the market.

2015

U+ online medical strategy was established to provide a series of high-performance imaging products and medical information solutions, thereby promoting the development of precision medicine.

2016

Changzhou Production Base was formally put into use, functioning as the world's largest intelligent device manufacturing base, covering an area of approximately 230,000 square meters.

2017

Series A financing of RMB 3.333 billion was completed, with a post-investment valuation of approximately 33.333 billion, marking the largest single private financing in China's medical device industry in the current year.

2018

UIH North American Headquarters was established in Houston, Texas, with an area of approximately 9,000 square meters.

Debuted at the Radiological Society of North America (RSNA) with our full line of products, and our exhibition scale, exhibit variety and number of listed papers were the historical records in China's medical imaging equipment industry.

2020

The Company has used its professionalism and hard work to write the mission and responsibility of a big country enterprise by sending emergency aid to all provinces in China and more than 30 countries around the world, fighting against the global public health challenges.

2021

Wuhan Production Base was officially open, the base integrates R&D, production and operation, with a total area of more than 200,000 square meters.

2022

UIH was listed on Science and Technology Innovation Board (STAR Market) of Shanghai Stock Exchange.

Awards and Recognitions

R&D and Innovation

Awarded the "First Prize of the National Science and Technology Progress" by the State Council of the People's Republic of China (2020)

Awarded the approval of the Ministry of Industry and Information Technology of the People's Republic of China, to establish the "National High-performance Medical Equipment Innovation Center" (2020)

Awarded the "18th China Patent Award" jointly presented by the World Intellectual Property Organization (WIPO) and the National Intellectual Property Administration (CNIPA) (2016)

Won the "18th, 19th, 21st, and 22nd China Patent Excellence Awards" jointly presented by the World Intellectual Property Organization (WIPO) and the National Intellectual Property Administration (2017, 2019, 2021, 2022)

Awarded the "Beijing Science and Technology Progress Award" presented by the Beijing Municipal People's Government (2022), Awarded the "First Prize of Shanghai Intellectual Property Innovation Award" by the Shanghai Intellectual Property Bureau (2022)

Awarded the "Second Prize of Shanghai Science and Technology Progress Award" by the Shanghai Municipal People's Government (2022)

Awarded the "Shanghai Intellectual Property Innovation Award (Innovation)" jointly by the Shanghai Municipal People's Government and the Shanghai Intellectual Property Administration (2019)

Rewarded by All-China Federation of Trade Unions "The National May Day Labor Medal" (2022)

Selected as the "National Technology Innovation Demonstration Enterprise" by the Ministry of Industry and Information Technology of the People's Republic of China (2022)

Selected as a "National Intellectual Property Demonstration Enterprise" by the National Intellectual Property Administration (2022)



In November 2021, the project "Independent Development and Industrialisation of High Field Magnetic Resonance Imaging Equipment" that was jointly completed by UIH, leading research institutes and clinical institutions in China, was awarded the "First Prize of National Science and Technology Progress in 2020".

Product Quality and Service

The first prize in the Survey Report on After-sales Satisfaction of Medical Devices in Shanghai, with a grand slam for the consecutive four years (2016–2022)

Awarded the title of "Shanghai Intelligent Factory" (High-end Medical Imaging Equipment Intelligent Factory) (2020)

Awarded "Shanghai Quality Gold Award" by the People's Government of Shanghai (2020)

Awarded the "First Prize in Shanghai Key Product Quality Improvement Achievements" jointly by the Shanghai Municipal Administration for Market Regulation and the Shanghai Municipal Commission of Economy and Informatization (2020)



With the service concept of "promptness, quality and trust" and innovative service solutions, the Company ranked first in the 2016–2022 Shanghai Medical Equipment After-Sales Service Satisfaction Survey for multiple product lines and continued to lead the industry in service satisfaction.

Brand Impact

Selected as a "National-level Industrial design Center" by the Ministry of Industry and Information Technology of the People's Republic of China (2021)

"The Best Design Award for the 16th Shanghai Silver Pigeon Award" rewarded by Shanghai Municipal Propaganda Office of the Communist Party of China (2021)

2019 China International Industry Fair Award

2020 China Excellent Industrial Design Gold Award

2020 Excellent works of China International Industrial Design Fair

The four product lines MI, MR, CT, and XR have won nearly 20 industrial design awards for more than ten products, including the German Red Dot Best Design Award, German Design Award, China Excellent Industrial Design Award Gold Award, and China International Industry Fair Industrial Design Gold Award, etc.

"Top 10 Breakthroughs of 2018" rewarded by the Physical World

Selected for Forbes' 2019 China's Most Innovative Companies list

Win the Asia-Pacific Medical Imaging Excellence Innovation Leadership Award presented by Frost & Sullivan (2019)

"Top 10 Medical Devices – uMR Omega 3.0T Magnetic Resonance Imaging System" issued by People's Daily Health Client (2021)

"2022 China Listed Companies Reputation List- the most growth-oriented company in the high-end manufacturing industry" rewarded the Daily Economic News

Selected as one of the "2022 Most Valuable Investment Companies on the Sci-Tech Innovation Board" by Caijing Magazine and the Science and Technology Innovation Data Research Center



UIH continues to explore the value of design innovation to maximize the life science and technology with beautiful visual enjoyment and comfortable interaction experience, and deliver humanistic care with every detail.



Sustainable Development Management

As a high-end medical device enterprise in China, UIH always upholds the mission “To Bring Equal Healthcare for All ” and the vision of “Leading Healthcare Innovation”, strongly supporting for the UN 2030 Agenda. We integrate sustainability in the Company’s strategy and operation, and are committed to promoting the business development while contributing to better social wellbeing.

We firmly believe that a sound ESG management mechanism is crucial to implement the Group’s sustainability strategy thoroughly. Meanwhile, in accordance with relevant laws and regulations and the governance requirements of listed companies, the Company continues to improve our corporate governance structure, optimize internal

management, establish sound risk control mechanisms, with a view toward actively promoting the construction of a responsible business system.

The Board of the Group assumes ultimate responsibility for UIH’s ESG management and reporting, and ensures effective ESG management through regular supervision and review. Our management is responsible for breaking down ESG decisions made by the Board of Directors into specific tasks by regularly reporting the execution and progress of ESG-related work to the Board. Such tasks are implemented by main functional departments.

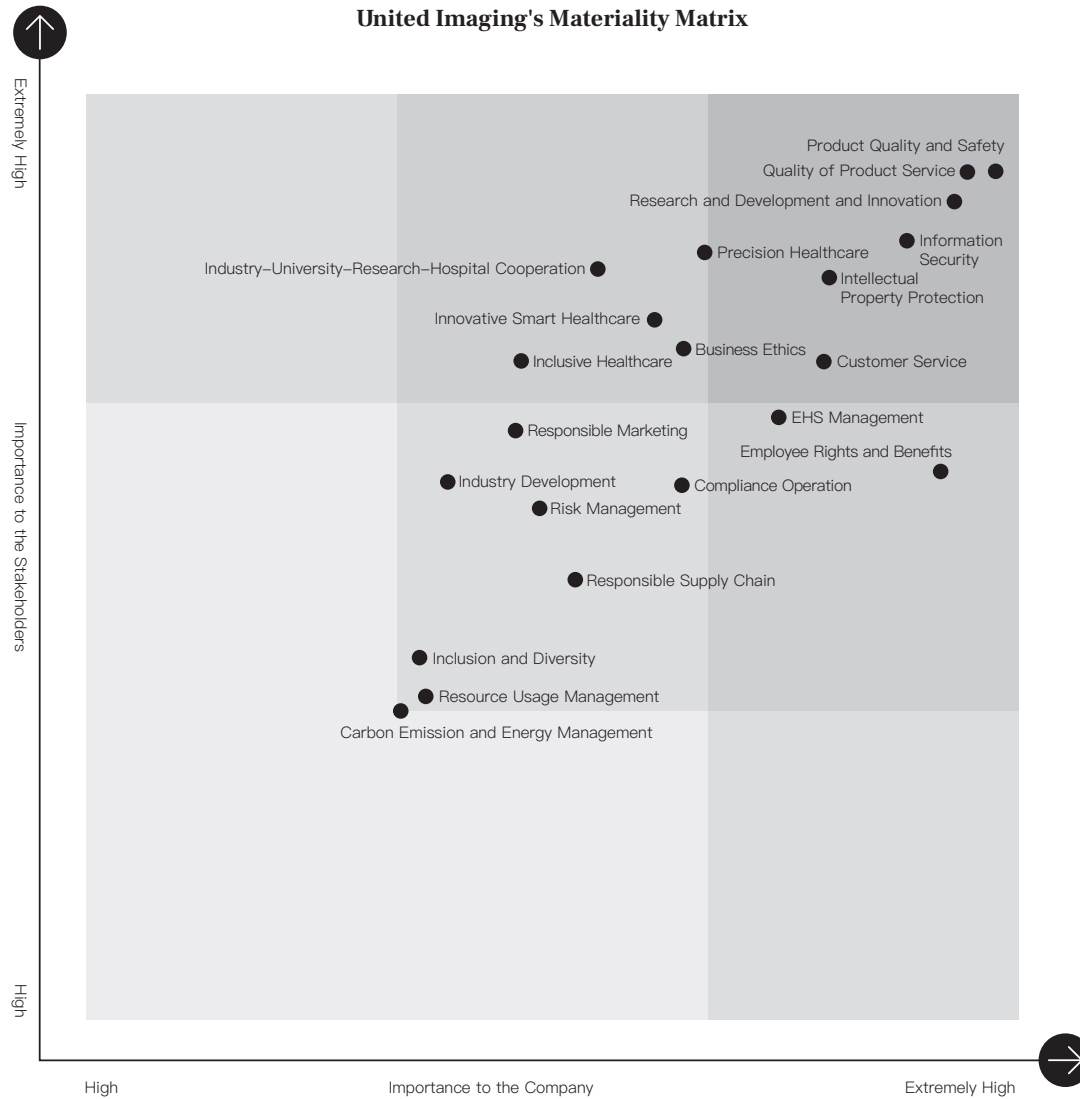
Stakeholders Engagement

The identification and engagement of and communication with stakeholders are the key to the Group's sustainability strategy. Our main stakeholders include governments and regulators, shareholders and investors, customers, suppliers and partners, employees, communities and media. We make active and good communication with stakeholders through multiple channels to understand their expectations and demands in a timely manner. Accordingly, we respond to the topics concerned by parties in the value chain, and take it as a direction for continuous improvement of the sustainability performance.

Stakeholders	Expectations and demands	Communication and response
Governments and regulators	Compliance Operation	Operating in compliance with the laws
	Economic development	Tax compliance
	Environmental protection	Green operation
	Social responsibility	Response to policies
Shareholders and investors	Governance structure	Standard governance
	Operating performance	Profit distribution
	Investor relations	Information disclosure
	Intellectual property	Intellectual property protection
	Innovative products	R&D and innovation system
Customers	Product quality	Quality and safety system establishment
	Safe use	Responsible marketing
	Quality service	Customer service management
	Innovative products	R&D and innovation system
Suppliers and partners	Fairness and transparency	Fair opportunity
	Supplier management	Responsible purchasing
	Marketing management	Integrity
	Mutual benefit and win-win results	Industry communication activities
Employees	Protection of essential rights and interests	Legal and compliant employment
	Health and safety	Work safety management
	Talent introduction and retention	Remuneration performance and promotion management
	Diversity and equal opportunity	Employee care activities
	Employee training and development	Diversified employee training
Communities and media	Information disclosure	Proactively releasing information
	Public communication	Media and public communication
	Social responsibility	Support of rural revitalization Provision of inclusive products Medical assistance services

Materiality Assessment

To clarify the focus areas of the Group's ESG work, we identify the ESG topics related to the Group in consideration of the global sustainability trend, UIH's development situation, material topics in medical device industry and survey results of internal and external stakeholders for potential topics. We have finally identified 21 material topics crucial to the Group and stakeholders by assessing the materiality of topics to our business development and their impact on stakeholders. The materiality matrix and priorities are as below.





Responsible Governance

Abiding by the highest ethical standards and honest operation and advocating the compliance culture, United Imaging is dedicated to building a complete and efficient compliance management system to boost its long-term and steady development. Moreover, we highly value the stakeholders' rights and interests. We enhance our risk prevention and control ability by reinforcing information security governance, practicing responsible marketing and protecting intellectual property, thus ensuring the Company's compliant operation in an all-round way.

Compliance Operation

We strictly abide by local laws and regulations in the places where we operate, such as the Anti-Unfair Competition Law of the People's Republic of China, the *Anti-monopoly Law of the People's Republic of China*, the *Company Law of the People's Republic of China*, and the *U.S. Foreign Corrupt Practices Act (FCPA)*. Accordingly, we clarify the Company's code of ethics, and establish a sound compliance system by developing a series of policies such as the *Anti-corruption Policy*, the *Business Conduct Guidelines*, and the *Conflict of Interest Policies*, to provide a solid institutional guarantee for the Company's compliance management. To strengthen the compliance management, we set up the Compliance Committee consisting of data compliance group, anti-corruption working group and export control group, which is fully responsible for the Company's compliance management. In doing so, we ensure that employees always bear in mind the United Imaging's rules, regulations and requirements in respect of anti-corruption and anti-commercial bribery, anti-unfair competition, data and privacy protection, prevention of conflict of interest and anti-fraud, adhere to high ethical standards, and act in good faith.


We regard integrity and honesty as fundamental to our business, and with zero tolerance for any form

of corruption, fraud, extortion, fraud and money laundering. Therefore, we manage our employees, suppliers, distributors and other partners in light of professional ethics and business behaviour. We specify the employees' code of business conduct and ethical standards in the *Employee Handbook*, and employees are required to sign the *Employee Integrity Statement* when they join the Company. Moreover, personnel in key positions such as procurement operation should sign the *Integrity and Self-discipline Commitment* to prohibit their misconduct. We also require employees to fill in the *Questionnaire on Conflict of Interest* to prevent potential risks of compliant operation. Our compliance policies and rules are applicable to all employees. We take the punishment management measures against the violations detected, thus forming an effective clean closed-loop management throughout the Company.

We actively incorporate business partners into our compliance management system, and suggest the suppliers and distributors to comply with United Imaging's management policies and compliance rules. Furthermore, we require them to sign the *Supplier Ethics and Compliance Commitment* and the *Distributor Code of Ethics*, and provide relevant management tools to ensure that they fulfill the compliance obligations faithfully.

We encourage employees and the public to report clues of suspected violations by compliance hotline, E-mail, department feedback and other channels, to effectively supervise the corruption and other conducts in an all-round manner. Upon receipt of clues, we file records for analysis and investigation, and deal with reported issues seriously and take rectification measures respecting to the investigation results and the Company's rules. In addition, to protect the legitimate rights and interests of whistle-blowers, we specify the protection rules for whistle-blowers in the Anti-corruption Policy, and prohibit any form of retaliation to them. During the Reporting Period, the Group had not involved in any related corruption litigation case.

We make efforts to promote the compliance culture. Specifically, we provide regular compliance training on anti-corruption and anti-bribery, anti-fraud and conflict of interest for the employees and partners, to enhance their sense of integrity and strengthen the soft power of compliance management. During the Reporting Period, we provided a total of 19 compliance training sessions for employees and 1 for distributors. Besides, we establish a special "Compliance Policy" page on the Company's official website, to facilitate partners' understanding of our compliance requirements, thus reaching a consensus on compliance culture.

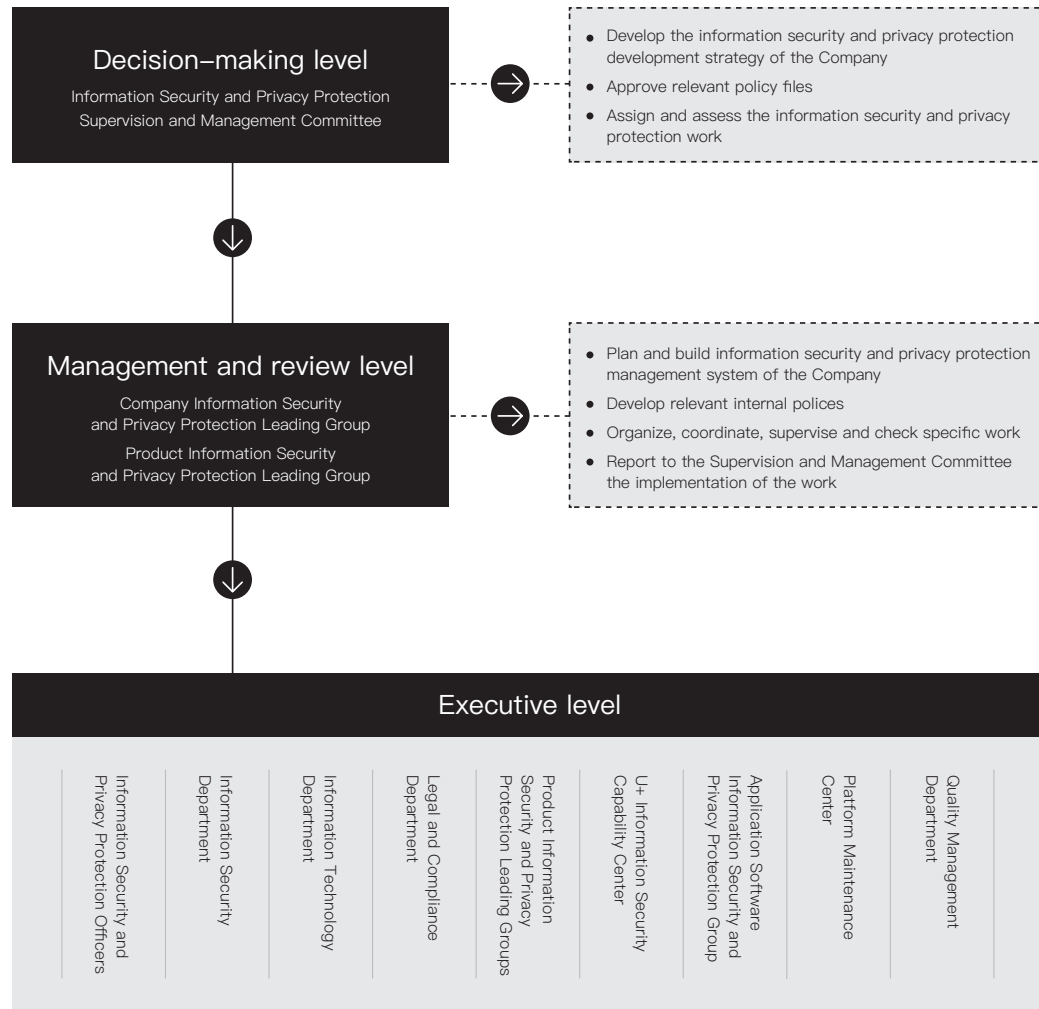


We have placed integrity and honesty as the fundamental principles of our compliance operations, holding ourselves to high ethical standards and operating in compliance.

Information Security

We attach great importance of the information security and privacy protection. To be specific, we strictly abide by the laws and regulations in places where we operate, such as the *Data Security Law of the People's Republic of China*, the *Personal Information Protection Law of the People's Republic of China*, the *Cybersecurity Law of the People's Republic of China*, and the *EU General Data Protection Regulation (GDPR)*, and actively act upon the regulatory requirements such as the *Guidelines for Registration Review of Medical Device Cybersecurity in China*.

The Group has set up a three-tier information security management organization structure, in which the Information Security and Privacy Protection Supervision and Management Committee serves as the supreme decision-making organ, the Company and Product Information Security and Privacy Protection Leading Groups serve as the management and review organ, while the departments and employees serve as the executive level, to systematically promote the relevant management affairs, thus achieving the Group's information security work objective. We have formulated the *Management Policy for Information Security and Privacy Protection*, which specifies the responsibilities of employees in the information security and privacy protection, to ensure the continuous and effective operation of the information security and privacy protection management system.



Information Security Management Organization Structure of United Imaging

Information Security Management System and Service Qualification

By the end of the Reporting Period, United Imaging had obtained the following certifications regarding information security management system, privacy protection system, and IT service management system:



ISO 27001
Information Security Management System



ISO 27701
Personal Privacy Protection System



ISO 27017
Cloud Service Information Security Management System



ISO 27018
Public Cloud Privacy Security Management System



ISO 27799
Medical Health and Safety Management System



ISO 20000
IT Service Management System



CCRC
Information Security Service Qualification



Through the systematic construction of information security organization and mechanism, UNI provides customers with services that meet international standards of information security and privacy protection.

We have built a multi-layer and multi-measure information security control system targeting four major aspects, including data security, application security, host security and network security. Furthermore, we conduct strict risk assessment of information security and privacy protection as required by the ISO/IEC 27001 system. We also formulate and implement the *Risk Mitigation Plan* according to the assessment results and three-level (high, medium and low) information security risk mitigation strategy, to reduce the risk to the acceptable level in a scientific and reasonable way.

Data security protection

- Data integrity and authenticity protection
- Anonymity of sensitive information
- Hard disk data encryption
- Data transmission encryption

Application security protection

- User authentication and authorization
- User access security protection
- Emergency access supported
- Application whitelisting
- Audit log

Host security protection

- Operating system security reinforcement
- Antivirus software
- Regularly updated virus database
- Regularly updated security patches
- Trusted machine certificates

Network security protection

- Firewall
- Secure encrypted connection
- Network whitelisting

Our product R&D and design also embody the requirements for information security and privacy protection. With the principle of “Privacy by Design” and “Privacy by Default”, we serve customers with products and services that are resilient and resistant to network threats by incorporating the Security Development Lifecycle (SDL) philosophy into the product development process, thus consolidating the line of defence of information security and privacy protection.

To effectively address information security events such as information leakage, we have established the *Handling Process for Critical Information Security Events*, which specifies the process to handle information security events and defines the responsibilities of departments and relevant personnel. We also conduct emergency drills for information security events on a regular basis to enhance employees’ emergency handling capabilities. During the Reporting Period, the Group had no leakage of customer information.

In addition, we provide the training on information security and privacy protection for employees through the combination of online information security warning platform and offline on-site teaching, aiming to improve their awareness and ability and reduce the risks of information leakage. During the Reporting Period, the Group provided a total of 17 training sessions on information security and privacy protection.

Responsible Marketing

In strict compliance with the laws and regulations in places where the Company operates, such as the *Advertising Law of the People’s Republic of China* and the *Law of the People’s Republic of China on the Protection of Consumer Rights and Interests*, United Imaging is dedicated to conducting promotion and marketing practices in line with domestic and foreign laws and regulations, social norms and ethical standards to protect the consumers’ rights and interests.

We have developed the *Marketing and Promotion Document Control Process* and preparation principles for promotion documents to specify the process to prepare, review, publish and archive the promotion documents and ensure their consistency, accuracy and traceability, thereby avoiding any exaggeration and deceitful or misleading information. Meanwhile, we have formulated the *Trademark Management Policy and the Implementation Rules for Trademark Use* to ensure the consistency of trademark used externally and prevent the infringement of consumers’ rights and interests.

Consistency

The promotion information on intended use, functions and performance indicators of the products should be consistent with the registered information.

Accuracy

Where the products or functions have not obtained relevant marketing authorization or registration approval, their safety and effectiveness could not be externally publicized, and their marketing authorization or registration status should be marked.

Traceability

Where the promotion information includes data indicators, the effectiveness of data source should be determined, to prohibit the unfair competition of advertising.

To guarantee the legal and compliant marketing, our products are subject to the domestic registration and filing process, FDA pre-marketing submission procedures and international market verification process to ensure that they meet the marketing requirements of medical devices at home and abroad in terms of safety, effectiveness and quality controllability before being externally promoted. Furthermore, we conduct the standardized management for the external publicity channel and information. Specifically, we have formulated the *News Spokesman Policy*, which clarifies the news publicity guidelines to be abided by the news spokesman. We also carry out the external exchange activities in an efficient and compliant way, to create a good public opinion environment and brand image.



UIH strives to create a responsible brand image by conducting advertising and marketing activities in compliance with laws, regulations, social norms and ethical standards.

Intellectual Property Protection

United Imaging firmly believes that intellectual property protection is essential to stimulate driving force for innovation, and also the key to keep the strong international competitiveness. We strictly comply with the laws and regulations in places where we operate, including the *Patent Law of the People's Republic of China*, the *Trademark Law of the People's Republic of China*, and the *Enterprise Intellectual Property Management Standards*. We have set up the intellectual property management structure consisting of Intellectual Property Management Committee, Innovative Product Evaluation Committee, Intellectual Property Department, and emergency group for major intellectual property disputes to ensure the effective intellectual property management of the Group. We have also, according to the *Intellectual Property Management Manual*, established the continuously effective intellectual property management system suitable for the Company's development. Specifically, we have formed 9 policies or guidelines including the *Basic Policy for Intellectual Right Management*, the *Guidelines for Trademark Management*, and the *Guidelines for Software Copyright Registration*, and built up 11 intellectual property control processes, to realize the lifecycle management of intellectual property. Moreover, we have strictly protected the technological innovation achievements, and safeguarded the independent innovation and competitive advantage. During the Reporting Period, United Imaging was awarded the honor of "National Intellectual Property Demonstration Enterprise".

With focus on patent right, trademark right and software copyright, we take various management measures to consolidate the intellectual property protection. Besides, we identify intellectual property risks at regular intervals to protect the Company's intellectual property while preventing infringement of others' intellectual property.

Protection of patent right

- Cover all product lines and technology R&D cycle in the patent applications for all products, achieving all-round planning of patent right
- Adopt systematic and strategic approach for patent protection of core technologies and key products
- Carry out pre-research patent protection for the most cutting-edge technology in the industry

Protection of trademark right

- Standardize the trademark use process to safeguard the validity of trademark
- Monitor trademark in real time, and take timely measures against others' registered trademark which is the same as or similar to the Company's trademark

Patent risk warning

- Analyse and evaluate the industry patent trends regularly, and identify the potential risks; and take relevant measures to avoid the risk of patent infringement



The Company takes the patent layout strategy as an important instrument to strengthen its competitiveness, combining its own technology path, industry frontier technology and market expansion direction to continuously build patent barriers.

We also lay emphasis on the protection of business secret. In specific, we conduct the classified management for the business information documents with different confidentiality levels according to the related information security management policies. Besides, we standardize the employees' action of sending out confidential information, and require employees to sign the *Confidentiality and Non-compete Agreement* when they join the Company, to ensure the security of the technical documents and sensitive business information of the Company. During the Reporting Period, we also carried out 20 employee training activities regarding intellectual property protection, allowing the employees to obtain the understanding of compliance obligations and responsibilities of intellectual property protection and business secret.

To stimulate the creativity of talents and encourage the output of intellectual property achievements, we have formulated and implemented the *Incentive Management Policy for Intellectual Property*. Employees are rewarded based on the registration of patent applications and computer software copyright. We also give rewards to the employees whose inventions or designs are determined by the Intellectual Property Department as the technology secret. As at the end of the Reporting Period, the cumulative number of patent and other intellectual property applications filed by UIH exceeded "8,600" pieces, of which more than "5,900" pieces were for application of inventions patents. Furthermore, we have received more than "4,300" intellectual property authorizations, of which more than "2,300" pieces were for inventions patents. The specific intellectual property statistics are as follows:

List of intellectual property rights obtained by the end of the Reporting Period

	Data In 2022		By the End of 2022	
	Number of Applied (Pieces)	Number of Authorized (Pieces)	Number of Applied (Pieces)	Number of Authorized (Pieces)
Invention Patent	946	533	5,914	2,309
Utility Model Patent	141	189	1,032	793
Design Patent	69	60	313	239
Software Copyright	20	14	287	281
Others	266	103	1,131	735
Total	1,442	899	8,677	4,357

Note: Others include "copyright in works", "trademarks", and etc.

Number of invention patent applied

5,914 pieces

Number of invention patents authorized

2,309 pieces

Cumulative number of intellectual property rights applied

8,677 pieces

Cumulative number of intellectual property rights authorized

4,357 pieces

With the principle of "innovation-driven, win-win cooperation", United Imaging has blazed a path of win-win cooperation, a path of mutual respect and trust, and a path of deep integration within the industry. Through integrating the strengths of industry, clinical and scientific research and other multiple fields, we comprehensively promote the overall improvement of medical and health care on a global scale.

uInnovation-Driven and Win-Win Cooperation



Core of uInnovation

uInnovative Concept and Mechanisms

To practice the brand promise of “Passion for Change”, we take the deep demands of patients and users as well as clinical needs as the focuses of innovation, and build a multi-faceted innovation matrix that covers forward-looking research innovation, industry-university-research-medicine collaborative innovation, customization innovation, and design innovation to develop diversified, digital intelligence and precise innovative products and medical solutions. Meanwhile, we proactively explore the potential technological innovation of high-end medical devices, thereby providing better and more accessible high-end medical equipment and services for more people.

The Group has built the only vertical innovation system in the industry that covers “the whole system-core components-critical components”, which provides a foundation for autonomous and controllable core technologies. Besides, relying on underlying R&D architecture and software and hardware design principles, we enhance R&D efficiency through general software and hardware R&D platform across the product line, thus accelerating product iterations.

R&D Management

We regard R&D and innovation as the driving force for corporate development, and highly value the R&D management. Therefore, we have created a platformed and high-efficiency R&D innovation system regarding our deep understanding of the industry and our own R&D strategy.

Product Layout: building a sound technical and market foundation for the development of next-generation products through realized industrialization of a variety of high-end medical equipment and radiotherapy equipment

Project Management: establishing a relatively mature R&D project management process at multiple control stages, including requirements management, technology pre-research, project initiation, and clinical research

Structure of R&D: improving the quality and efficiency of Company’s R&D management through the efforts that the High-Power Components Department, the Public Components Department, the Medical Software Department, and the Product Line Department collaborate to develop product and upgrade the technology


R&D Process: formulating R&D policy such as the *Product Development Process* with reference to medical device regulatory requirements and ISO quality system standards

R&D Ethics: we also concern about R&D ethics. Our experiments are conducted in strict compliance with ethical principles and operation requirements of medical research at home and abroad, such as the *Nuremberg Laws*, the *World Medical Association Declaration of Helsinki*, the *Good Clinical Practice for Medical Devices*, and the *Measures for the Administration of Registration and Recordation of Medical Devices*, to ensure the safety and rights and interests of clinical subjects. Furthermore, we standardize animal experiment operations to ensure that the animal experiments meet the regulations on management of experimental animals

R&D Talents

We have set up a high-quality R&D team with global vision through independent cultivation and talent introduction to consolidate the foundation of talents for the Company’s continuous innovation and R&D. By the end of the Reporting Period, the Group had 3,088 in-service R&D-related employees, accounting for 42% of the total workforce, among which 74% had master’s degree or above. With the support of these talents, we gather a solid force for enterprise innovation.

To attract and foster more talents for innovation, we launch various university-enterprise cooperation programs on talent training to enrich the sources of talent introduction and enhance our independent innovation ability. Meanwhile, we cooperate with many universities in building the practice bases to enhance the practical ability of R&D talents. Besides, we set up “United Imaging Assistantship” to reward in-school students with outstanding innovation performance in biological and medical engineering, and enhance the cultivation of top-notch innovative personnel.



The Company has built a strong foundation for product development with its vertical R&D system and platform-based R&D model, as well as actively conducting forward-looking technology research layout and global talent reservations.

Product Innovation

Technology Innovation

United Imaging takes technological innovation as the core, and we continue to promote the evolution of medical technology with world-class medical innovation products and solutions of the whole healthy ecosystem, including prevention, diagnosis, treatment and rehabilitation, so that high-end medical resources can be shared by a wider population and realize our mission of "To Bring Equal Healthcare for All".

uEXPLORER, the Industry's First Total-Body Panoramic Dynamic Scanning PET/CT.

uEXPLORER, known as the human body's "Hubble Telescope", can realize 4D real-time total-body dynamic scanning and can capture dynamic metabolic processes of all organs, bringing great support to clinical diagnosis, drug research and human biological mechanism research. In addition, our 2-meter PET/CT is also named as "Top 10 Science Breakthroughs of 2018" by the Physics World, which has received industry attention and praise.

The epoch-making uEXPLORER can conduct green examination and low-dose care, minimizing the radiation risk of pediatric patients. The clinical application results show that, uEXPLORER can meet the clinical diagnosis and scanning requirements with 1/20 of conventional drug dose while remaining examination time unchanged. uEXPLORER is 40 times more sensitive than traditional equipment, with radiation dose reduced to 1/40. It is also applicable to mothers and babies, adolescents and children, greatly contributing to clinical health diagnosis.

The Industry's First All-Digital PET/CT System with Continuous Bed Motion — uMI Panorama.

uMI Panorama, as the world's first all-core and pole-free digital PET/CT system from United Imaging, achieves "pseudo 2-meter" whole-body high-resolution imaging on the short axis and "pseudo MRI-like" high-definition anatomical structure imaging of the brain for the first time in the global molecular imaging field. Compared with traditional PET/CT, these two achievements significantly improve the refinement level of molecular imaging, not only filling the gap in anatomical imaging, but also implementing the detection of cell movement in the brain and whole body.

As the industry's first product that supports free expansion of PET detector axial field of view, uMI Panorama can seamlessly upgrade hardware and software on site by users, and is equipped with the latest generation of uExcel Technology, United Imaging's free-evolving molecular imaging technology platform. With the help of the Company's strong technical research and development system, uMI Panorama develops modular applications to meet users' needs at different levels, from detector hardware, scanning workflow, image reconstruction, system quality control to scientific research exploration, providing an all-round, no dead angle ultimate guidance, and setting a new benchmark for molecular imaging product technology in the industry.

With the highest time resolution of 196ps in the industry, uMI Panorama significantly improves PET/CT image quality, opening up a new era of early diagnosis and screening for serious illnesses. In addition, uMI Panorama fundamentally optimizes patient scanning conditions, realizing the effective reduction of both PET and CT radiation dose for the first time, bringing safe, comfortable, and warmer PET/CT examinations for patients.

uMR Jupiter, the Industry's First 5.0T Whole-Body Magnetic Resonance System.

In the pursuit of higher signal-to-noise ratio, resolution, contrast, and faster imaging speed in clinical applications, the main magnetic field strength of MRI equipment in clinical applications is getting higher and higher. To achieve perfect compatibility between clinical applications and scientific exploration at high field strengths, United Imaging has faced the three major challenges of RF field uniformity, RF field safety, and site deployment accessibility in the field of high-field MRI whole-body imaging. Adhering to the "0-to-1" innovation concept, United Imaging has launched the uMR Jupiter. uMR Jupiter opens a new era of ultra-high field whole-body imaging, opening up a new field for the mechanism research and diagnosis of difficult diseases in all parts of the body, breaking the limit that ultra-high field MRI can only be used for neuroimaging, and achieving the first ultra-high field whole-body clinical imaging.

The shielded large aperture magnet carried by the product eliminates the need for hospitals to prepare special sites for uMR Jupiter, reduces site barriers and improves equipment accessibility, while the SAR calibration monitoring system ensures the safety of high-field whole-body MRI imaging.



The company has a well-rounded and integrated product layout as well as leading product performance, with more than 90 products certified and launched into the market with international leading performance indicators.

The Industry's First 75cm Large Aperture 3.0T uMR Omega – This Time, Embracing "Bigger" Freedom.

In response to the scanning needs of patients with larger body sizes, athletes, claustrophobic patients, extremely obese individuals, pregnant women, and those with osteoporosis, United Imaging Healthcare has introduced the industry's first 75cm ultra-large aperture 3.0T MRI uMR Omega. With its enlarged 75cm aperture, the system provides patients with a "first-class cabin" spacious scanning experience, accommodating super-obese patients and large athletes weighing up to 600 pounds. The system also opens up a broader application space for off-center imaging of body parts such as the shoulders, elbows, and hips that are far from the center of the body and for MRI examinations.

The uMR Omega engineers have explored the technical source to challenge engineering limits and adopted a new technical path of "breaking through with strength". By combining cutting-edge technologies such as ultra-large aperture net magnet architecture, gradient power amplifier, and intraoperative MRI integration, they focus on patient care and fast, accurate imaging, while maintaining high-quality imaging effects and system stability while expanding the aperture.

China's First 320-Row Ultra-High-End "uCT 960+".

With a strong advocate of building Chest Pain Centers, Stroke Centers, Cancer Centers, Trauma Centers in China, as well as the increasing demand for precise and intelligent diagnosis of respiratory diseases, cardiovascular diseases, neurological diseases, and musculoskeletal system diseases, United Imaging Healthcare has launched the first domestically produced "uCT 960+" 640-slice CT equipment. This equipment pioneers a three-dimensional dynamic imaging acquisition method that covers human organs in a single scan, with fast scanning speed, intelligent features, and low radiation. It can reproduce the three-dimensional structure of human organs and achieve accurate diagnosis and anatomical localization of lesions.

"uCT 960+" combines cutting-edge AI technology to break through the traditional examination mode, overcome the cumbersome workflow of manual positioning, lesion search, bed movement, contrast agent injection, and re-scan in the scanning process of traditional CTs, and avoids the occurrence of lesion displacement, missed scanning, and motion artifacts caused by bed movement, patient breathing, and scanning range limitations. The examination time is reduced by nearly 70%, and it directly reduces 80% of X-ray radiation dose and about 58% of contrast agent dosage, greatly reducing the possibility of inducing other diseases.

The Industry's First Smart Bionic Minimally Invasive Interventional Surgery System uAngio 960 – Smart Bionics, Subverting Evolution.

Cardiovascular disease, cerebrovascular disease, and malignant tumors are the three diseases with the highest mortality rates worldwide. Minimally invasive interventional therapy guided by imaging systems has gradually become one of the mainstream treatment methods for these three diseases due to its many advantages. With a large number of interventional treatment patients in China, tackling "bottleneck" technologies and achieving independent control of high-end interventional systems is urgent to make high-end medical equipment accessible to more patients.

As the industry's first intelligent biomimetic minimally invasive interventional surgical system, uAngio 960 provides a full-process clinical solution for these three key diseases, supporting one-stop multidisciplinary diagnosis and treatment. Drawing on forward-looking clinical expertise, demands, and unique application scenarios in China, uAngio 960 not only develops the system into an imaging and treatment platform but also turns it into an information fusion node in multidisciplinary cross-diagnosis and treatment. The open system architecture can fully meet diverse needs of different medical institutions, development stages, and clinical emphases and achieve sustainable upgrading, thus establishing a new paradigm for one-stop multidisciplinary diagnosis and treatment.

uRT-linac, the Industry's First Integrated CT.

Radiotherapy is one of the best treatment methods for cancer in the world. As precise radiotherapy advances, the survival rate of patients is increased year by year. However, in the face of the increasing anxiety of patients before treatment and many bottlenecks in radiotherapy technology, how to fundamentally optimize the radiotherapy process to achieve both efficiency and accuracy has become a pain point in the industry.

Therefore, United Imaging launched the world's first integrated CT-linac, which combines simulated positioning CT with radiotherapy through the integrated design of linear accelerator and diagnostic CT. The application of artificial intelligence greatly simplifies the radiotherapy process and greatly improves the radiotherapy efficiency. In addition, our integrated precision radiotherapy system uRT-linac 506c redefines precision radiotherapy, creating a cross-border integration of diagnostic-level spiral CT and linear accelerator. Meanwhile, relying on high-definition diagnostic-level images to guide innovation of intelligent clinical workflow to reach a new height of

precision radiotherapy, we expand new applications of radiotherapy and open up the era of individualized precision radiotherapy 2.0

uCT 960+ combines cutting-edge AI technology to reduce examination time by nearly

70%

Direct reduction in X-ray radiation dose about

80%

The maximum amount of contrast agent used is about

58%



The industry's first 4D panoramic dynamic PET/CT uEXPLORER was selected as one of the "World's Top 10 Technology Breakthroughs" by the World Physics Magazine in 2018.

Application Innovation

We actively collaborate with universities, hospitals, and research institutions both domestically and overseas, deeply engaging in clinical application development research at universities, exploring new technologies and scenarios for clinical research, comprehensively improving medical technology application capabilities, and promoting technology innovation and transformation. By leveraging our own resource advantages, we hope to support relevant clinical specialties in continuously expanding their diagnosis and treatment methods, improving overall medical technology capabilities and diagnosis and treatment effects.

Making HIV No Place to Hide. In December 2020, the University of California, San Francisco and Davis jointly developed a new type of targeted monoclonal antibody

tracer for the AIDS virus. With the help of United Imaging's Total-body PET/CT uEXPLORER, for the first time, humans can directly and clearly see the distribution of the AIDS virus throughout the body with the naked eye. This breakthrough greatly promotes the accurate efficacy evaluation and treatment development of AIDS, benefiting countless patients.

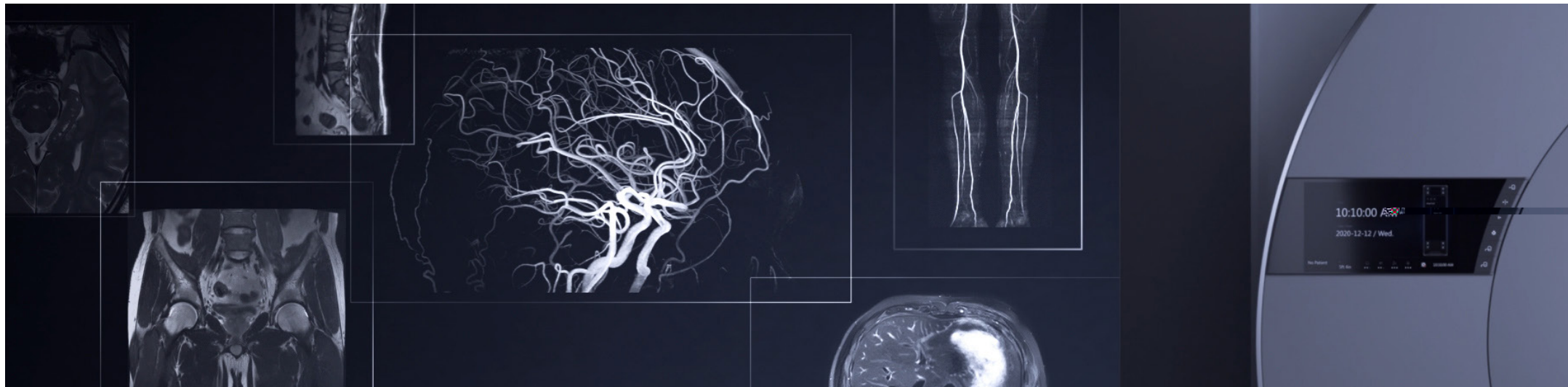
Making Mental Illness "Visible to the Naked Eye". Due to unclear causes, unknown mechanisms, and lack of diagnostic and therapeutic tools, mental illnesses such as depression and schizophrenia have long been a major burden on the Chinese population. In 2020, West China Hospital of Sichuan University led a collaboration with Sichuan University of Electronic Science and Technology, Shenzhen Institutes of Advanced Technology, and United Imaging Healthcare to participate in a major research instrument development project funded by the National

Natural Science Foundation of China, "Development of MR Diagnosis and Treatment Integrated Equipment Based on Mental Image System". The project creatively applies medical imaging technology to the analysis of mental illnesses, jointly explores the brain mechanism of mental illnesses, and opens up a new chapter for the accurate diagnosis, treatment, and evaluation of mental illnesses.

Helping to Establish the "Gold Standard" for the Diagnosis of Ischemic Heart Disease and Coronary Heart Disease in China. In July 2022, with the support of molecular imaging equipment from United Imaging Healthcare, the First Hospital of Shanxi Medical University led 28 domestic tertiary hospitals to collect and establish a nuclear medicine imaging database for coronary heart disease that conforms to the characteristics of the Chinese population and clinical diagnostic and treatment standards. This project aims to promote the establishment of China's

own "gold standard" for the diagnosis of ischemic heart disease and coronary heart disease, and to facilitate early and accurate diagnosis of coronary heart disease patients.

Promoting Precision Diagnosis and Treatment of Major Brain Diseases such as Alzheimer's and Parkinson's. Based on advanced multimodal imaging equipment and intelligent analysis applications, United Imaging has collaborated with top institutions such as Zhongshan Hospital affiliated to Fudan University, Huashan Hospital affiliated to Fudan University and Xuanwu Hospital of Capital Medical University to conduct research in the field of major brain diseases such as Alzheimer's disease, Parkinson's disease, brain tumors, epilepsy, cerebral small vessel disease, and others. They aim to explore early diagnosis, lesion prediction, and the implementation and evaluation of new personalized treatment plans for major brain diseases.



As of the end of the Reporting Period, the Company has more than 10 software products certified and introduced to the market, and more than 60 advanced applications that cover all parts of the body, helping to diagnose accurately and efficiently.

Design Innovation

United Imaging Creative Design Innovation Center (CDIC) has continuously explored the maximization of design innovation value in the most demanding field of medical equipment, endowing life science and technology with beautiful visual enjoyment and comfortable interactive experience, and conveying humanistic care through every detail. CDIC created the design gene of UIH from scratch, redefined the design and process standards of large medical equipment, and has continuously provided experience and support in the field of medical and health care. In 2014, United Imaging won two iF Industrial Design Awards, which are known as the "Oscars" of the design world, becoming the first Chinese high-end medical equipment brand to win world-class industrial design awards.

As of the end of the Reporting Period, United Imaging has won more than ten products across four major product lines, including MI, MR, CT, and XR, which have been awarded the highest honor in the world of industrial design (iF Design Award and "Red Dot" Award).

uEXPLORER – Creating a Relaxing Scanning Experience.

uEXPLORER reinterprets United Imaging's minimalism through architectural methods and "changes with heart" to make operation and use more natural and simple. Our design and engineering team worked together to create soft and even ambient lighting, which guides users to complete the scan easily with a gentle breathing effect. While helping patients relax, they also feel hope and care. With the combination of micro-apertures and gentle and beautiful music, we hope to create a natural scanning experience for users, helping patients overcome the fear of confinement.

uEXPLORER creatively applies the visual interaction system "aperture projection", which allows patients to communicate conveniently with technicians, doctors, and even family members. "Connection" with patients brings greater peace of mind, and at the same time opens up new ideas for scientific research on brain functional imaging, bringing significant added value. A total of 153 patents have been applied for around uEXPLORER Explorer, including 90 domestic patents and 63 international patents.

Major Awards and Honors:

Named one of the top ten scientific breakthroughs of 2018 by the Physics World magazine

In June 2019, the Nature magazine reported on the potential of uEXPLORER explorers in clinical medical research

In June 2019, became the "cover star" of the professional journal Radiology Today

2019 China International Industry Fair Award

2020 China Excellent Industrial Design Gold Award

2020 Excellent works of China International Industrial Design Fair

2010–2020 Shanghai Design 100+

uMR Omega – The Coexistence of Technology and Professionalism.

uMR Omega features a minimalist design that creates a pure sensory experience, removing all visual noise and conveying professionalism. The new upgraded software interaction and visual design highlight the product's technology and professional attributes through a deep theme. The 75cm large aperture 3.0T MRI provides more space compared to traditional large aperture devices, creating a more comfortable scanning environment for patients. The introduction of a new starry sky lighting environment design, combined with the ACS intelligent light shuttle imaging, achieves silent scanning and enhances the patient scanning experience. In addition, the uMR Omega adopts a 13.3-inch large touch screen combined with piano-style keys, making the operation more intuitive.



The uMR Omega creates a new balance between technological innovation and system stability, and its extra-large aperture also provides more possibilities for radiotherapy simulation and positioning, building a firm foundation for precision radiotherapy.

uRT–linac – Creating a Safe, Comfortable, Precise, and Efficient Radiotherapy Experience.

uRT–linac creates a safe, comfortable, precise, and efficient radiotherapy experience through its fully digitalized system design, which can monitor and intelligently warn against collisions in real-time, giving patients more peace of mind. The product also achieves high-speed, fully digitalized real-time control design, using design to create a safe, comfortable, precise, and efficient radiotherapy experience, with the entire process completed in 23 minutes, greatly reducing the time needed for radiotherapy.

Promote Industry Development

Industry-University-Research-Hospital Cooperation

United Imaging has been committed to building an innovative collaboration platform covering "basic research – clinical application – translational medicine – industrialization" together with industry–university–research–medicine partners for a long time. We have also established a global innovation community in close cooperation with well-known universities and clinical and scientific research institutions all over the world, to form a strong force for industrial technology transformation, prospective scientific research innovation, basic scientific research innovation, and upstream and downstream industry development.

Our partners include scientific research institutions and institutions of higher education represented by the Chinese Academy of Sciences, Shanghai Jiaotong University and Tsinghua University, as well as top clinical research institutions in China such as Peking Union Medical College Hospital, West China Hospital of Sichuan University, Ruijin Hospital affiliated to Shanghai Jiaotong University School of Medicine, Zhongshan Hospital affiliated to Fudan University, and Huashan Hospital affiliated to Fudan University.

At the same time, we are actively working with Yale University, University of Washington School of Medicine, University of California, Davis (UC Davis), University of California, San Diego, University of Texas, McGovern Medical School, Fujita Health University Hospital in Japan, Southern TOHOKU Hospital Group in Japan, Sacred Heart Calabria Hospital in Italy, King Hussein Cancer Center in the

Middle East and other top clinical and research institutions around the world to build a global innovation ecology of industry–academia–research–medicine integration.


We believe that we can provide inexhaustible power for industrial development in an all-round and multi-dimensional way through the innovation of industry–academia–research–medical integration beyond the single development mode, the innovation of multidisciplinary crossover beyond a single vertical field, and the innovation of future scenario exploration beyond the simple technology form.

China's 14th Five Year Plan–National Key R&D Program " Medical Equipment and Biomedical Materials " Key Project. United Imaging took the lead in the "14th Five-Year Plan" National Key R&D Program "medical equipment and biomedical materials" key special projects including photon counting energy spectrum CT development, magnetic resonance–guided radiotherapy linear gas pedal system development and clinical validation.

We co-operate with upstream and downstream partners, universities and clinical units to break through the difficulties of photon counting energy spectrum CT, promoting the localization of photon counting detectors and key components, thus filling the technology gap in this field in China.

We work with clinical partners to address technical challenges such as the development of large–aperture magnets, the design of gradient/radio frequency coils customized for gas pedals, the development of accelerator tubes and multi–leaf collimators under magnetic field conditions, fast MR imaging methods, and automatic tumor target area sketching to achieve localization of core components and fill the gaps in the field of MR–guided radiotherapy products in China.

China's 13th Five Year Plan–"Digital Diagnosis and Treatment Equipment" Research and Development Special Project. During the 13th Five–Year Plan period, UIH worked with top hospitals, research institutes, and



The directors of the US NIH-approved "Explorer" research project visited UIH.

universities to lead 10 national–level research projects, the highest level of scientific research in China, in the "Digital Diagnosis and Treatment Equipment" R&D special project of the 13th Five–Year Plan. This filled the gap in China's high–end medical equipment in the cutting–edge field.

The industry's first 5.0T whole–body imaging high–field MRI uMR Jupiter, the industry's first PET and MR synchronized data and imaging "space–time integrated" ultra–clear TOF PET/MR, China's first 320–row 640–layer CT Tianhe 640, China's first high–definition low–dose 3D tomosynthesis breast machine uMammo 890 and many other innovative devices have been fully industrialized and put into the market.

National Innovation Centre for Advanced Devices.

Approved by the State Ministry of Industry and Information Technology, the Company took the lead in building the first Chinese national innovation and transformation platform, the "National Innovation Center for High Performance Medical Devices", with industry enterprises and scientific research institutions to promote the transformation of scientific research achievements through industrialized operation, thus linking the innovation chain, industry chain and capital chain together.

The mission of the Company is to become a strategic scientific and technological innovation force in the field of high–performance medical devices that has the ability to make breakthroughs, lead and integrate

collaborative innovation platforms. Moreover, we also aim to build a national high quality medical equipment in the field of life safety and biosafety, to provide technical support for the public health emergency system and the national strategic system for disease prevention and control, and to help realize the implementation of the "Healthy China" strategy.

High–field Magnetic Resonance Medical Imaging Equipment Independent Development and Industrialization Project.

United Imaging and the Shenzhen Institute of Advanced Technology of the Chinese Academy of Sciences, Zhongshan Hospital affiliated to Fudan University and other top research and clinical institutions in China, around the key areas of core technology to carry out joint research that successfully created a hardware and software synergy of magnetic resonance fast imaging technology system and constructed image data technical innovation path of MRI technology with the characteristics of "sparse acquisition, fast scanning, and accurate reconstruction". Moreover, the project was awarded the "First Prize of the National Science and Technology Progress Award 2020" in 2021 for its leadership in the key technologies of signal excitation and fast scanning, including high–power high–precision gradient and radio–frequency amplifier.



In November 2022, the National Medical Center Construction Project of Zhongshan Hospital affiliated to Fudan University was officially launched, which is the first comprehensive national medical center construction project approved in China.

National Medical Center Construction Project. The Company and Zhongshan Hospital affiliated to Fudan University have joined hands to complete the first comprehensive national medical center construction project in China. By constructing a national medical center, we can solve key problems such as disconnection between clinical medicine and scientific research innovation as well as the low level of medical science and technology innovation, thus improving the quality and level of people's health services.

The project is expected to extend the innovative model to more hospitals and enterprises and to enhance Chinese original ability to solve major scientific problems in medicine. At the level of medical resources, the project promotes the reconfiguration and expansion of high-quality medical resources. At the level of medical science and technology innovation, the project breaks the shackles of institutional mechanisms and gathers high-quality resources in the field. In addition, by taking the clinical needs of hospitals as the lead to bring in R&D-oriented

pharmaceutical enterprises and research institutions, the project structures a channel for the full flow of innovative elements and the full exchange of medical talents, realizing the domestic substitution of a number of key core medical technologies.

National Major Science and Technology Infrastructure Project for Conversion Medicine. Working together with Peking Union Medical College Hospital, the Company will establish an innovative resource hub around the whole system of clinical research facilities for translational medicine to realize the whole chain of "basic research – clinical application – translational medicine – industrial transformation" and break the barriers of collaboration between industry, academia, research and medicine as well as the information barriers between multiple departments of hospitals.

The project will systematically carry out translational medicine research at the molecular, cellular, tissue, individual and population levels for major diseases, and

facilitate original research and results transformation in prospective fields such as cardiovascular, cerebrovascular, geriatric, brain science research, artificial intelligence modules and medical big data mining. We hope to undertake the historical mission of building a leading national translational medicine research to reach the international advanced level, thus making a greater contribution to promoting major medical innovation capabilities independently and controllably as well as enhancing people's health and welfare.

"Shanghai Jiaotong University–Ruijin Hospital–United Imaging" Institute of Advanced Medical Imaging Technology Establishment Project.

The Company works with Shanghai Jiao Tong University and Ruijin Hospital affiliated to Shanghai Jiao Tong University School of Medicine to establish the "Advanced Medical Imaging Technology Research Institute", which aims to develop world-leading high-end medical diagnosis and treatment technology. By making full use of the basis of their respective advantages in science and technology innovation, the Company aims to create an innovative ecological environment for industry, academia, research and medical innovation, thus to attract a group of world-class leading talents and teams to achieve innovative research and technology transformation in medical imaging and radiotherapy technology, cultivate high-end talents in the field of medical diagnosis and treatment technology. By the end, we aim to improve the overall medical health level as well as the to integrate high-level medical resources, which creates a new mode of cooperation and development for the construction of national health.

The US National Institutes of Health (NIH) Brain Initiative. The Company, as an industrial partner in NIH Brain Initiative, took responsibility with Yale University and the University of California, Davis to establish a new high-sensitivity brain-specific PET system for the brain initiative. With this innovative device, it can better improve

head motion correction and realize real-time imaging of drugs in the carotid artery of the brain.

Create a New Cooperation Model of "Huaxi Hospital–United Imaging".

The Company has cooperated with West China Hospital affiliated to Sichuan University to focus on four main channels of innovation, deep co-creation, and promote the implementation of a series of achievements. Firstly, the Company has created a model of specialist medical consortium based on key diseases such as lung cancer, creating a national pioneering model of "early diagnosis and screening – regional linkage – treatment linkage – clinical research linkage". On the one hand, by building a hierarchical diagnosis and treatment system for major disease specialties, we realize timely and intelligent diagnosis and treatment of patients with difficult emergency conditions in hospitals of all levels within the medical consortium, so that high-quality medical resources can be decentralized to the grassroots. On the other hand, based on big data and artificial intelligence technology, we will jointly build a scientific innovation platform for major specialties across histologies, so as to promote front-line clinical and scientific research innovation such as research on mechanism of major specialties, formulation of diagnosis and treatment standards, and development of new drugs. Secondly, we will build a demonstration base to address the "neck" and "gatekeeper" technologies challenges, and promote the source innovation and industrial transformation. Based on the world's first Total-body PET/CT, the world's first whole-body 5.0T MRI, one-stop multi-modality composite operating room and other innovative products, we will carry out application demonstrations and jointly promote a series of world-class application innovations. Thirdly, we create an integrated diagnosis and treatment ecology and explore new technologies, new scenarios, as well as new models for integrated precision diagnosis and treatment of major diseases. Finally, we create a gravitational field of innovation resources radiating by building a "Belt and Road" international exchange demonstration center.

Industrial Communication

To promote our brand to be internationally recognized, United Imaging actively participates in the exchange activities at home and abroad. Devoted to international cooperation, we endeavor to bring Chinese wisdom and vitality to the community of common health for mankind.

Co-construction of the Medical Cooperation Model under the “Belt and Road Initiative”. On January 24 to 27, 2022, the Arab International Medical Devices Exhibition (Arab Health) was held in Dubai, United Imaging brought a series of high-performance medical imaging equipment such as uEXPLORER and uMR Omega, as well as 9.4T ultra-high field magnetic resonance imaging equipment.

We look forward to taking this opportunity to jointly build the medical cooperation model under the “Belt and Road Initiative”, promote the industry-academia-research-medicine close collaboration in the world. To this end, we can help countries along the “Belt and Road” solve difficult problems in people’s livelihood, and improve local medical standards with efficient Chinese solutions.

Focus on the 2022 World Health Expo to Promote China's Health Industry to Enter the Global Value Chain. On August 5, 2022, the 2022 World Health Expo with the theme of "Health Community, Technology Innovation" was held in Wuhan. United Imaging showcased a series of world-first products and innovative solutions, including the ultra-high-definition TOF PET/MR uPMR 790 and the PET/CT uMI Panorama with the self-developed "China chip".

We engaged in in-depth discussions on innovative research and development concepts with representatives from the academic, industrial, and scientific research sectors in

the field of health, focusing on exploring cutting-edge technologies in the health industry, and jointly promoting the high-quality development of the health industry.

United Imaging Debuts Top Molecular Imaging Technologies at World Congress of Nuclear Medicine and Biology. On September 7 to 11, 2022, the 13th World Congress of Nuclear Medicine and Biology (WFNMB) was held in Kyoto, Japan. United Imaging brought its self-developed TOF PET/MR uPMR 790 and the world's first whole-body PET/CT uEXPLORER to the conference, and exchanged ideas with experts and scholars in the field of nuclear medicine from around the world to share the latest research results and promote the rapid development of nuclear medicine and biology.

United Imaging's Overseas Official Brand Launched at 2022 AOCC & KCR. On September 20-24, 2022, the 2022 Asia Oceania Congress of Radiology and Korean Congress of Radiology (2022 AOCC & KCR) was held in Seoul, South Korea. UIH attended the event with a range of high-performance medical imaging equipment and innovative MRI systems, such as uMR Omega, to share and exchange product development concepts with radiology industry experts and scholars, promoting the exchange of innovative technologies in the high-end medical equipment industry.

United Imaging Participates in the European Association of Nuclear Medicine Congress (EANM). On October 15-19, 2022, United Imaging participated in the European Association of Nuclear Medicine (EANM) Congress held in Barcelona, Spain, for the first time with its PET/CT and uEXPLORER systems. At the congress, United Imaging had in-depth discussions with industry experts and enterprise representatives from all over the world on the latest research and development trends and cutting-edge technologies in molecular imaging and nuclear medicine. The participation in the congress aimed to accelerate the construction of an innovative ecology in the industry.

As a leading company in the industry, United Imaging has always upheld the concept of "leading technology, extraordinary quality, satisfied customer service" and is committed to promoting the standardization and development of the medical device industry. At the same time, the Company also actively participates in the formulation and revision of many national standards and industry standards to promote the overall high quality and standardized development of the industry. Among these standards, the *Medical Device Reliability Management Standards* and other standards aim to improve the reliability and stability of medical devices, protect patient safety and treatment results, and provide patients with more efficient, accurate and safe medical services. As of the end of the Reporting Period, the national standards and industry standards that the Company participated in formulating, revising and releasing are mainly listed as follows:

Name of Standards

YY/T 1643-2018 Functional and compatibility test methods for remote medical imaging equipment
YY/T 0595-2020 Medical devices – Quality management system Guidance on the application of YY/T 0287-2017
YY/T 1708.2-2020 Basic requirements of communication and conformance for medical X-ray image equipment – Part 2: X-ray equipment for computed tomography
YY/T 1711-2020 Gating interface used in radiation therapy
GB 9706.201-2020 Medical electrical equipment – Part 2-1: Particular requirements for the basic safety and essential performance of electron accelerators in the range 1 MeV to 50 MeV
YY 9706.233-2021 Medical electrical equipment – Part 2-33: Particular requirements for basic safety and essential performance of magnetic resonance equipment for medical diagnostic
YY/T 1712-2021 Assisted surgical medical equipment and assisted medical system employing robotic technology
YY/T 1708.3-2021 Basic requirements of communication and conformance for medical X-ray image equipment – Part 3: Digital radiography system
T/CSBME 025-2021 Medical devices – Reliability management specification
GB/T 42062-2022 Medical devices – Application of risk management to medical devices

A person wearing a full-body white protective suit, a respirator mask, and safety glasses is using a sanding tool on a metal surface. The background consists of vertical metal bars, suggesting an industrial or laboratory setting.

Products with Ingenuity and Excellent Quality

United Imaging pursues excellence and constantly improves the quality of products and services. Through lifecycle product quality management, digital technology empowerment, and expanding supply chain collaboration, United Imaging deepens the quality and service management and control of products from raw materials to terminals and post-listing. United Imaging provides the society with high-quality medical equipment and innovative solutions with excellent products and services devoted to craftsmanship.

Product Quality

United Imaging regards quality as the foundation of our products, the source of customer trust, and the cornerstone of our survival. We ensure the product safety and stability with sound lean management and explore the intelligent integration of various digital cutting-edge technologies and production and operation processes, striving to bring safe and high-quality products and services to our customers.

Quality Management

Quality management system. We strictly comply with relevant regulations and standards, continuously improve the quality management system and ensure its effective operation. With high standards and strict specifications of R&D and production management, as well as scientific and efficient workflow, we ensure quality management work of high quality. We have established a quality management organization structure and set up a special quality committee to coordinate and supervise product quality assurance. Departments responsible for product R&D, supplier management and after-sales quality management are all involved to perform their functions independently. We have formulated a series of internal management process and procedures such as the Quality Manual, the Management Review Procedures and the Product Development Process, providing action guidelines for the Company in establishing and maintaining a quality management system. By the end of the Reporting Period, our Shanghai Factory, Wuhan Production Base, Changzhou Production Base and US Production Base had obtained ISO 13485 Medical Device Management System Certification, with 100% certification coverage for production bases and factories all over the world. Shanghai Factory and Wuhan Production Base had also obtained ISO 9001 Quality Management System Certification. A number of products had been certified by Nationally Recognized Testing Laboratory (NRTL) in the United States.

Our main Production Bases have obtained ISO 13485 Medical Device Management System Certification, with certification coverage of

100%



Shanghai Factory ISO 13485 Certification



Wuhan Production Base ISO 13485 Certification



Changzhou Production Base ISO 13485 Certification



US Production Base ISO 13485 Certification



Shanghai Factory ISO 9001 Certification



Wuhan Production Base ISO 9001 Certification



uMR580、uMR588 NRTL Certification



uMR770、uMR780 NRTL Certification



uGD2390 NRTL Certification



uXD1180 NRTL Certification



uCT 760、uCT 780 NRTL Certification

Quality-Oriented Culture. To ensure that quality awareness is deeply rooted in the hearts of our people, Shanghai Factory and other production bases carry out meetings and trainings on quality, as well as a variety of quality-related activities from time to time, such as quality months, quality forums and skill competitions. Those activities help effectively cultivate a rigorous and pragmatic quality culture. We have set up a quality improvement proposal box to encourage employees to contribute ideas and suggestions on comprehensive quality improvement. In addition, we also actively share quality management experience with peer companies, external organizations and other partners to promote industry quality standards and awareness.

Medical Device Regulations and Standards Summit Forum. Since 2018, United Imaging has held the “Medical Device Regulations and Standards Summit Forum” every year. 2022 marked its fifth consecutive sessions. Through this forum, we shared the latest regulatory and standard updates with colleagues of United Imaging, peers in the medical device industry, inspectors of regulators and teachers and students of colleges and universities. With experience shared, we hope to promote the standardization and normalization of industry quality management, and promote the development of the industry and raise social awareness, thus jointly shaping a new pattern of the industry.

Digital Empowerment

United Imaging closely follows the digital development trend and adopts cutting-edge technology to drive business transformation. We settle in smart parks, and apply process automation, information-based production and management process, refined monitoring and other processes to comprehensively improve the automation and intelligent management of production and operation. Thus, we drive business growth with improved quality, safety, cost and other management quality and efficiency.

To effectively enhance the Company’s independent R&D and production capabilities for the future, we increase our investment in the field of digit-intelligence to drive automation and intelligent lean manufacturing. We are accelerating progress toward a world-class company with global influence.

The Phase II of the United Imaging Medical Industrialization Demonstration Base Officially Started.

On January 6, 2022, the phase II of the United Imaging Medical Industrialization Demonstration Base was officially launched, with a planned construction area of approximately 420,000 square meters. It will be built into a smart park that integrates technology R&D, intelligent manufacturing, international exchange and training, global brand display, life services, central park and other functions.

Our new base will also comprise a digital intelligence super factory. With the help of cutting-edge technologies such as industrial Internet of Things, big data, and artificial intelligence, we can realize the comprehensive monitoring and control of elements in various links such as manufacturing, warehousing and logistics. With these efforts, we will greatly improve the global supply capacity and speed of all high-end products with lean, automated and intelligent production and operation management. The overall project is expected to be officially put into operation in 2025.

Process automation

Using welding robots to improve welding accuracy

Introducing the power arm to the final assembly line, and applying heavy-duty AGVs to transfer large products in the factory to protect staff safety and to improve installation and transfer efficiency

Using automatic dispenser to optimize the dispensing process and reduce unnecessary chemical products usage

Information-based management process

Based on lean production process analysis, we realize balanced and punctual production, reduce work-in-progress inventory and shorten production cycle, thus making rapid delivery of configured orders

With the help of ERP, PLM, CRM, MES and other systems, we realize the whole process management of procurement orders, production orders, sales orders and after-sales orders

Through continuous optimization and development of new system modules, we realize deep lean, intelligent and standardized management

Refined monitoring

We achieve process iteration and updating by implementing real-time monitoring of process parameters for key processes and analyzing historical data



The completion of the high-end medical imaging equipment industrialization base will integrate and expand our existing production capacity, which will significantly enhance our production capacity, enrich our product line series, thus realizing our product technology upgrade and enhancing our comprehensive competitiveness.

Optimize Customer Experience

United Imaging always sticks to the “customer-centred” approach. We strive to provide sound service management for customers by establishing and continuously improving the customer service management mechanism. We make every effort to safeguard the interests of customers, constantly meet their increasingly diversified needs, and win their trust and recognition with high-quality services.

Post-Marketing Supervision and Management

We uphold the responsible attitude for our customers and attach importance to quality and safety risk management of the product end use. Therefore, we establish a post-marketing supervision system, and continuously improve the recall decision-making mechanism. After the products are launched, we still conduct constant monitoring of product safety-related risks, and update risk management reports once a year. Meanwhile, we follow the *Post-Marketing Supervision Procedures* and relevant regulatory requirements to implement active and passive monitoring, collect feedback, and take timely and effective measures to reduce safety risks. Moreover, we also regularly provide monitoring and evaluation reports on our products to regulatory agencies or announcement organizations, and openly accept quality inspection work.

We have established an adverse event and crisis management team consisting of R&D, production, service, sales and quality related personnel, and along with complaint handling engineers who are responsible for collecting and timely reporting adverse events truthfully to the supervising agency. When a serious injury event or group adverse event occurs, the complaint handling engineer will immediately report to the management of the Company and we will commence investigation of the issue within 3 working days and take necessary management initiatives timely, such as suspending use, stopping sales and recalling. During the Reporting Period, the Group did not experience any non-compliance incidents regarding the quality and safety of products and services.



We serve every customer with the attitude of perfection and build high-end manufacturing industry with the spirit of building high-end service industry.

Customer Service

We abide by laws and regulations like the *Law of the People's Republic of China on the Protection of Consumer Rights and Interests* in the places where it operates. We are committed to providing customers a “fast, quality, and reliable” service experience. We have formulated several documents and procedures, including the *Complaint Handling Procedures*, the *Service Management Procedures*, and the *Service Engineer Manual*. These documents clearly stipulate the complaint handling process and engineer service specifications, so as to create industry-leading after-sales service management and improve customer satisfaction. We collect customer feedback through various channels including hotline, WeChat, email and on-site visits, and promptly responded to customer demands. During the Reporting Period, we have not received any complaints about our products and services.

To achieve more efficient customer service management, we have established customer relationship management

system, which enables electronic management of the entire chain of comprehensive service business, including customer request for repair, information recording, online technical support, after-sales personnel management.

Feedback or complaint information received from customers will be entered into the system for follow-up by relevant responsible persons. Moreover, we will provide follow-up services such as telephone interview, customer care follow-up, or feedback on complaints investigation after the customer complaint has been resolved.

Through management improvement and technological innovation, our customer satisfaction has been effectively improved. From 2016 to 2022, we have participated in the Shanghai Medical Equipment Service Satisfaction Survey and won the first place in the categories of radiological imaging MR, CT and PET/CT equipment after-sales customer satisfaction for seven consecutive years. In addition, we received a total of 1,875 hospital commendations during the Reporting Period through letters, phone calls, return visits and other channels, and our customer satisfaction has reached 100%.

Upgrade Service Quality

We regard service as the extension of product vitality and build high-end manufacturing industry with the spirit of building high-end service industry. Therefore, we make unceasing efforts to provide customers high value-added quality service through diversified and innovative internal management mechanism and service models. Specifically, we have set up an engineer training mechanism to offer a series of theoretical and practical training including corporate culture and product training. We have also adopted a mentoring mechanism to effectively enhance engineers' communication skills, product expertise, etc., to help them better meet the diversified needs of customers.

In order to multi-dimensionally improve the service quality for our clients, we implement the whole life cycle of service management and help our clients to better utilize the value of our products through technical innovation and refinement of training system. During the Reporting Period, we conducted a number of medical training sessions through the Training Center, successfully organized the "Peking University Third Hospital - United Imaging" technical training communication meeting, Taizhou Hospital of Zhejiang Province quality control offline training activities. Meanwhile, we carried out 16 online courses, with nearly 4,000 views.

Product Training for Customer Service Engineers.

From July 12 to September 2, 2022, we conducted a 6-week training program on various products at the Headquarters' Customer Service Training Center. A total of 59 trainees participated in the training. Training courses run from early theoretical explanations, to classic case analysis in the mid-term and to hands-on training of product practical operation in the end. The courses enabled regional customer service engineers to master the product knowledge and applicable skills in an all-round way. In this training, all trainees passed the assessment. We successfully delivered a group of qualified customer service engineers to various regions.

Remote Technical Support.

We have well-established

remote technical support system that can monitor the operation of equipment in real time. Moreover, we provide handheld terminals enable customers know the using condition of equipment and implement equipment and information management at anytime and anywhere.

Special Medical Training. After a hospital purchased the medical products of United Imaging, we will conduct special medical training, which combines rich courses, professional instructor teams and full range equipment to improve the use skills of doctors and nurses.

Customized Solutions. We provide overall planning and customized solutions for departments and large imaging centers, providing customers with a one-stop and

systematic panoramic training platform from installed training to practical application, from clinical foundation to prospective technology, and from offline to online.

Live Training for MR Medical Customers. On October 20, 2022, United Imaging launched the live training themed on "UIH MR Water-Cooled Unit and Magnetic Resonance Relationship" for MR medical customers. The training was carried out with the help of the online platform named Yihu Baiying to break the geographical limitation. Thus, the training gained a large number of views, effectively enhanced the clinical service skills of the participants, and provided a strong safeguard for the health of patients.



We practice our service commitment by maintaining a high level of customer service quality, responding to customer needs in a timely and efficient manner, contributing to the well-being and health of the population, and providing a strong guarantee for patient health.

Responsible Supply Chain

United Imaging is well aware that a high-quality, sustainable and resilient supply chain plays an important role for the steady development of its business. We have established an comprehensive and sound supplier management system, and incorporated the environmental and social responsibility of suppliers into the management requirements to comprehensively improve supply chain risk response capabilities. We also strengthen supplier exchanges to achieve common development. We ensure the stable and sustainable development of our business by building resilient supply chain.

Distribution of suppliers domestic

90.50%

Distribution of suppliers overseas

9.50%

Supplier Quality Management

We introduce the *Supplier Management Procedures* for efficient procurement activities. Based on the procedures, we regulate the management processes of supplier selection, qualify certification, monitoring and development, and supplier elimination. In the stage of supplier admission, we organize relevant personnel of the quality and R&D department to conduct a preliminary assessment of the supplier. All suppliers are required to sign the *Ethics and Compliance for Supplier*. Key suppliers are also required to sign quality assurance agreements and provide quality-related qualifications and certifications. All these efforts aim to ensure that the quality of materials and services provided meets United Imaging's standards. Environmental protection and control of environmentally hazardous substance are also among the important indicators for our early evaluation of suppliers. Under the same conditions, we prefer suppliers with relevant environmental system certification as candidate suppliers. During the Reporting Period, all of our new suppliers were certified with management systems such as ISO 9001, ISO 13485 or ISO 14001.

After establishing cooperation with suppliers, we adopt the principles of classification management that manage them by types and grades. We conduct irregular inspections and visits to suppliers, and carry out review on quality system and products for long-term cooperative suppliers, as well as inspection of high-risk material suppliers. By adopting these conventional approaches, we can continuously ensure material safety and improve the quality of supply. We also lay emphasis on supplier evaluation and assessment. The Procurement Department evaluates suppliers every year, and comprehensively assesses the service level of the supplier in terms of cost of supply, quality of products, delivery time, etc. If any supplier fails to meet the Group's cooperation requirements or the relevant management requirements in quality, environment and safety, we will require them to

make rectification according to the inspection feedback. Otherwise, we will consider terminating the cooperation.

On the premise of ensuring the quality of supply, we have also made clear that suppliers shall fulfill their society responsibilities by incorporating various elements such as labor standards and human rights, occupational health and safety, environmental protection and business ethics into the supplier social responsibility management system. In the *Supplier Code of Conduct*, we specify requirements for suppliers on compliant employment and integrity management, and include relevant indicators in the evaluation of supplier admission. At the same time, we also make supplier review for compliance on conflict of interest, anti-corruption and anti-commercial bribery, employee working hours, health and safety, etc. By guiding suppliers to manage their responsibilities in environment, safety and business ethics, we comprehensively improve supply chain performance and sustainability. By the end of the Reporting Period, 93.9% of the Group's suppliers had passed ISO 9000, ISO14001, ISO45001 and other occupational health and safety related management system certifications.

Assessment/Evaluation Coverage Rate of Suppliers at Different Levels in 2022

Supplier Categories	Coverage Rate	Evaluation Frequency
Tier 1 Supplier	100%	An evaluation is conducted once a year
Tier 2 Supplier	100%	An audit is conducted every two years
Tier 3 Supplier	100%	An evaluation is conducted every two years



UIH has established a comprehensive procurement control system to ensure compliant procurement as well as an efficient procurement decision and execution process.

Supply Chain Risk Management Promote Supplier's Growth

United Imaging attaches great importance to the stability and safety of supply chain, and identifies and manages supply chain risks in all respects to provide high-quality products and services to the society on a continuous basis. To this end, we have established and continuously improved the supply chain risk identification and management system. Meanwhile, we have effectively monitored and managed key risk elements of the supply chain, including quality, safety and environment. In order to effectively reduce the environmental risk of the supply chain, we set up the ROHS environmental protection online platform, implement the whole life cycle control and full chain traceability of hazardous substances and carried out online and offline training.

To systematically prevent, monitor and control the global supply chain risks we have been exposed to in recent years, such as production disruption, supply shortage and shipping capacity reduction, we have set up a materials support team and a supply chain security decision making team to effectively reduce potential supply disruption risk. We have formulated business continuity plan and timely adjusted our production plan based on market trend analysis and observation, so as to reduce the uncertainty of supply chain and ensure stable production and timely delivery. In the past three years, we took various management measures to ensure the business continuity and supply stability of the Company, such as optimizing logistics management, adopting diversified transportation solutions and setting multiple delivery sites for multiple production bases. With our quick reaction and risk perception capabilities, we secure stable growth of our business.

Taking suppliers as important partners, United Imaging actively shares industry knowledge and best practices with them, so as to promote them for better management and thus to improve the quality of materials and services. To empower industry development, we deepen our cooperation with the upstream and downstream of the industry in different ways. For example, we hold annual supplier conference, reward outstanding suppliers and provide them with quality and environment protection training on a regular basis.

Besides, we strive to increase proportion of local procurement to drive local industry chain development while ensuring supply chain stability, efficiency and sustainability. For many years, the domestic industry chain has very limited manufacturers with the production capacity of key components of high-end medical equipment, and the upstream technology reserve of the industry chain is very limited compared with developed countries and regions. Therefore, with the technical strength of independent research and development, United Imaging has cooperated deeply with more than 200 upstream partners to realize the local production and supply of a series of high precision parts and components, filling the technology deficiency of the domestic industry chain, and achieving international leadership in some technology and process level. Moreover, we also place promoting high-end medical industry to be fully independent and controllable as one of the long-term developments of United Imaging. For this purpose, we are working to incubate a number of world-class enterprises in the upstream industrial fields such as semiconductor chips, core raw materials of imaging chain, medical core components, electromechanical system components, etc., and to jointly promote the advancement of domestic medical devices forward with us.

Driving the Upgrading and Development of the Industrial Chain to Consolidate the Foundation of the Industry. In order to enhance the resilience of the supply chain and facilitate the Group's business development, United Imaging has focused on accelerating the collaborative development of local supply chain enterprises in a comprehensive manner. We have gradually realized localized production and supply by cooperating with domestic manufacturers for key components or devices of our products and joint innovation, typical cases include:

DR Flat Panel Detector: We have established a strategic partnership with iRay Technology Company, and now our core DR products have been fully localized for flat panel detector.

Large Precision Bearings: cooperation with C&U Bearing and Shanghai United Bearing, helping local manufacturers to achieve technological breakthroughs and enter the mass production stage.



The Company strengthens deep communication and cooperation with partners upstream and downstream of the industry chain. Through deep synergistic cooperation, we stimulate diversified production, service and supply of domestic medical device industry from raw materials to components and key core parts.

People-oriented and Share Success



Always adhering to the core value of “customer-centered, innovation-driven and strivers oriented”, United Imaging takes employees as the core competitiveness for sustainable development. We respect and protect employees’ basic rights and interests, and safeguard their occupational health and safety. We also endeavor to create a diversified and inclusive workplace where employees can realize career aspirations, achieve their personal value, and share the fruits of sustainable development.

Employees' Rights and Interests

At United Imaging, we strictly adhere to the *Labor Law of the People's Republic of China*, the *Labor Contract Law of the People's Republic of China*, the *Employment Promotion Law of the People's Republic of China* and other laws and regulations in the places where we operate. And we also have formulated the Leave Management Policy and other internal policies to standardize the Group's labor practices for recruitment and dismissal, remuneration and promotion, working hours, holidays and benefits. With the establishment of a complete labor management system, we fully protect employees' essential rights and interests. We strictly prohibit child labor and forced labor, and prevent illegal labor practices through various measures, including the verification of identity information at the interview and induction stage.

Talent Recruitment

We have formulated the *Recruitment Management Policy* to regulate talent employment management and standardize recruitment process, so as to fully improve recruitment efficiency. To attract diverse and versatile quality talents in the industry, we keep sourcing more broadly through campus recruitment, social recruitment and internal referral. To provide opportunities for more ambitious and potential fresh graduates, we launch the campus recruitment project and publicize through a variety of channels, such as

United Imaging official recruitment WeChat platform, live offering of job opportunities, online and offline recruitment lectures, university employment websites and groups. We have attracted thousands of outstanding graduates from those channels, bringing new vitality for our growth.

Diversity, Inclusion and Equality

We firmly believe that a corporate culture of diversity, inclusion, and equality is an important driving force for the sustainable development of an enterprise. Being opposed to any discrimination based on race, ethnicity, region or family background, nationality, descent, religion, gender, age, sexual orientation and marital status, we understand, admire and encourage difference at workplace, and hope to provide everyone with a stage to realize personal value. To create a diversified and equal work environment, as an international medical device enterprise, we set bilingual (Chinese and English) signs at office areas, and adopt a conference system that can be translated from Chinese to English, French, Spanish and other languages simultaneously. In addition, we fairly hire veterans and individuals with disabilities that meet corresponding job requirements. By the end of the Reporting Period, we had regularly paid social security expenses for more than 30 employees among the Group who are with disabilities.

Employee Statistics in 2022

By position level	Senior management	27
	Middle management	479
	General employees	6,796
By gender	Female	1,905
	Male	5,397
By educational background	Master's degree or above	2,835
	Bachelor's degree	2,622
	Associate degree	836
	Technical degree or below	1,009
By age	Under 30 years old	3,548
	31 to 40 years old	2,932
	41 to 50 years old	679
	Over 50 years old	143
By geographical region	Chinese mainland	7,059
	Overseas	243

Total number of employees

7,302

Labor contract signing rate

100%

Employees with master's degree or above accounting for about

40%

Employees with physical disabilities who meet the requirements of the corresponding job

30+

Employees under 30 years old accounting for about

50%

Employee Career Growth

Adhering to the talent management strategy of “putting people first, forging an elite workforce, and promoting common development of employees and the Company”, United Imaging attaches great importance to talent team building during business development. With a value chain-based and process-oriented organization and a diversified and systematic innovation incentive mechanism, a team of professionals with qualified business capability, rich industry experience, refined management competency and international perspective in various fields such as R&D, marketing, manufacturing, service and function has been built to help the Company promote sustainable development and forges as an industry pioneer.

Training and Development

Keen on innovation and talent cultivation, we actively support our employees at every stage of growth. With the focus of the Company’s development and employees’ career development needs, we have developed an employee learning and development system with United Imaging characteristics to provide all employees with adequate and equal training and promotion opportunities, so as to continuously unlock their potential, and promote the business development of the Group at the same time.

To encourage employees to develop the good habit of self-learning and support their careers with sufficient resources, we have developed an innovative and complete training system with diversified training modules. Based on a systematic training platform, we work to build a sustainable learning organization with well-organized training programs that cover all aspects from new employee training to management leadership development, so as to help employees quickly grow up as a strong force to boost the business development of the Company.

We have designed a dual-path career development system encompassing the management channel and the professional expertise channel for our employees, which provides them with sufficient growth and development space to achieve professional value through a fair and clear career development path. We also guide employees to make plans for their career development according to their advantages and the sustainable development requirements of the Company, so that we can help them gain sustainable advantages for competition in career and achieve their career development goals.

During the Reporting Period, the training statistics for different types of employees in United Imaging

	Employee types	Training coverage rate	Average training hours
By position level	Senior Management	1%	0.78
	Middle Management	2%	0.78
	General employees	97%	7.11
By gender	Female	30%	7.76
	Male	70%	6.28

During the Reporting Period, the total duration of employee training

48,690 hours

Employee training coverage rate

35%

Average training hours for employees

6.67 hours



The senior designer of United Imaging is conveying the concept and system to the new employees.

Remuneration and Incentives

Adhering to the core values of "customer-centered, innovation-driven and striver-based", the Company has built and continuously optimized a comprehensive compensation incentive system that combines basic compensation, long-term incentive, welfare and non-material incentive. In terms of basic compensation, the Company comprehensively compares the medical device industry and high-tech industry to maintain the market competitiveness of compensation incentive. At the same time, through the performance appraisal and evaluation mechanism, we strengthen the short-term incentive to those with excellent performance, set up a differentiated and diversified bonus incentive system, and improve the bonus return to outstanding contributors. In terms of long-term incentives, the company carries out long-term incentive plans for core talents to share the benefits of long-term development of the enterprise. In terms

of welfare and non-material incentives, the Company continues to improve the welfare security of employees to stimulate their subjective initiative and value creation.

The Company has established a performance management system of "guided by strategy and encouraging value creation". Each organization of the Company takes strategic planning as the core input to formulate the annual core performance targets of the department and make a link between strategic planning and performance targets. In the setting of performance objectives, the direction and objectives are coordinated through the interlocking of upstream and downstream departments. The Company dynamically tracks performance targets and adjusts them according to changes in internal and external environment. The achievement result of performance goal is related to salary incentive and talent development, which provides effective input for salary incentive to "tilt toward strivers".

Reasonable and effective performance management is implemented at United Imaging. Through a management process involving individual goal setting, performance implementation, performance assessment, performance feedback and result application, we give our employees fair and impartial evaluation and feedback, so as to ensure fair allocation and further motivate their initiative and creativity. Meanwhile, we actively communicate with our employees about their performance in an attempt to keep the organization's development pace with employees', thus realizing the value unity of individuals and the Company's.

During the Reporting Period, key personnel retention rate

98%

Employee turnover rate

10%

Turnover rate of male employees

11%

Turnover rate of female employees

9%



The Company dynamically tracks performance targets, adjusts them according to changes with internal and external environment, continuously improves employee welfare protection, and stimulates employees' subjective initiative and value creation.

Create an Inclusive Workplace

Regarding employees as the most valuable asset, United Imaging strives to develop a united, friendly and harmonious workplace for employees, and works hard to create a positive corporate culture. As we value our employees' feedback, we have established smooth and transparent channels to communicate with employees and collect their feedback and suggestions. Each department is required to hold employee townhall meeting on a quarterly or semi-annual basis to hear employees' voice and respond to their demands, and

thus to enhance their sense of identity and happiness.

We provide diverse and comprehensive welfare and care for employees, pay attention to the physical and mental health of employees, and organize a variety of team building and sports activities after work to enhance personal happiness and team cohesion.

The Company provides employees with meal allowance, shuttle buses, wedding and birth gifts, birthday gifts, holiday benefits, league building funds, etc., as well as canteen, coffee bar, convenience store and diversified and humanized service facilities, aiming to help employees relax after work.

In 2022, the labor union organized and arranged material assistance, cared for and comforted employees participating in volunteer activities, helped and rescued nearly 1,000 employees in need, and provided a total of 977 pieces of material assistance. In terms of health,

we provide employees with annual physical examination, supplementary commercial insurance, gym, etc. We also organize multiple rounds of psychological counseling and online warmth sending activities, and provide employees and their families with free cardiopulmonary check-ups.

To help employees cultivate their interests and hobbies and create a healthy workplace, the labor union of the Company has actively organized basketball games, badminton games and other sports events. Meanwhile, a smart fitness station for employees has been built under the instruction of the superior labor union to provide employees with smart fitness equipment and fitness intelligence services.

In addition, the labor union has organized a fellowship campaign themed on "Innovating with Action, more than a heartbeat" that involved hundreds of participants, creating a relaxed and friendly working environment.

During the Reporting Period, the labor union prepared relief supplies to deliver care to those participating in volunteer activities, and assistance and aid were provided to nearly

1,000 employees

living materials

977 packs

The "United Imaging Cup" basketball and badminton competitions have been consecutively held for

7 years

"Innovating with Action, More Than a Heartbeat" involved

100+ employees



At the Company sports day, employees were having a fierce tug of war.

Occupational Health and Safety

Taking employees' health and safety as the foundation of business activities, United Imaging strictly abides by the *Work Safety Law of the People's Republic of China*, the *Law of the People's Republic of China on the Prevention and Control of Occupational Diseases* and other laws and regulations in the places where the Company operates. The Company constantly improves the occupational health and safety management system, and endeavors to provide employees with a safe and hazard-free working environment.

Based on the organizational structure of occupational health management, each of the major production bases and factories has formulated and released the *EHS Management Responsibilities*, the *Occupational Health Management Policy* and other policies, to guide their health and safety management correspondingly.

The Group's occupational health management system covers all employees exposed to occupational disease hazards, including interns, dispatched personnel and regular employees. By the end of the Reporting Period, our production bases in Shanghai and Wuhan had passed the certification of ISO 45001 Occupational Health and Safety Management System. To ensure work safety and minimize safety hazard and occupational disease risk, we conduct regular occupational health and safety risk assessment based on the cycle of project to fully identify safety and occupational disease

hazards, and ensure that the safety and occupational health hazard prevention and treatment facilities are installed properly.

In respect of positions exposed to occupational disease hazards, we have independently developed an occupational health examination management system and established employee occupational health examination file to strictly carry out pre-post, in-post and off-post physical examinations. Employees are informed of and trained for occupational hazards before taking the position, and are provided with labor protection supplies to ensure their occupational health and safety.

To prevent safety accidents, each of our production bases has formulated relevant emergency plans and set up safety hazard reporting channels to realize top-down comprehensive safety risk management. During the Reporting Period, we had zero work-related fatality, and total lost hours due to work-related injury was 3,640 hours.

We are devoted to strengthening the building of EHS safety culture. We regularly carry out various forms of cultural activities on occupational health and safety to enhance all employees' awareness and skills, so that they can consciously prevent safety and health risks in production and operation, and thus reduce work-related injuries and occupational diseases. Our Wuhan Production Base has formulated the *EHS Training Management Procedure* to define the three-level safety education requirements for new employees, so as to ensure that all new employees are informed of the Company's occupational health requirements when boarding and can protect themselves at work. During the Reporting Period, Shanghai Factory provided nearly 50 pre-post EHS training sessions for new employees, and held a number of company-level EHS training sessions themed on AED use, hazardous waste management, hazardous chemicals management and fire safety.



The Company provides safety and health guidance for employees to safeguard their occupational health and safety.

During the Reporting Period, the number of work-related fatalities

0

Total lost hours due to work-related injury

3,640_{hours}

Shanghai Production Factory provided nearly

50_{pre-post EHS training sessions}

In response to global action on climate change, United Imaging promotes green development as an important part of its sustainable development. Keen on environmental management, we strive to develop a low-carbon and eco-friendly production and operation model, so that we can gradually build our competitiveness in green innovation while pursuing economic benefits, and thus make contribution to the global action of carbon neutrality.

An aerial photograph showing a winding asphalt road that curves through a dense, lush green forest. The road has several cars driving on it. In the foreground, the road curves towards a large, calm body of water with a dark blue-green hue. The overall scene is serene and emphasizes nature and green development.

Green Development

Environmental Management System

Strictly adhering to the *Environmental Protection Law of People's Republic of China*, the *Law of the People's Republic of China on the Prevention and Control of Atmospheric Pollution* and other laws and regulations in the places where we operate, we have established a sound environmental management system on the prerequisite of clean production, and actively undertake environmental governance responsibility.

To achieve the goal of green factory, our Shanghai Factory has established the PDCA management model, and the production bases in Changzhou and Wuhan have established the EHS management system. Taking into account the EHS Management Manual, EHS procedure documents, EHS system documents, SOP and records, we have set up environment-related goals and constantly monitored the achievements on them. In 2021, our Shanghai Production Factory was included in the list of the third batch of Green Manufacturing System Demonstration Units as a green factory in Shanghai. By the end of the Reporting Period, our Shanghai Factory and Wuhan Production Base had passed the certification of ISO 14001 Environmental Management System.

Clean Production and Operation

Water Resource Management

Strictly observing the *Water Law of the People's Republic of China* and other laws and regulations in the places where the Company operates, United Imaging performs environmental impact assessment and takes into full consideration the local water resources in the initial stages of site selection and factory construction. Our water is mainly sourced from municipal water, and we strictly control the water consumption in every stage of operation and actively improve our utilization efficiency of water resources. To save water, our Wuhan Production Base builds a rainwater recycling system to supply water to the green pipeline, and adopts water-saving equipment for the sanitary facilities in toilet.

Water and Effluents

2022

Water Withdrawal

Total water use in all regions

206,359 tons

Water Discharge

Total water discharge in all regions

22,099 tons


Water Consumption

Total water consumption in all regions

206,359 tons

Water consumption intensity

22.34 tons/million RMB



The Company has established a sound environmental management system and is committed to bringing positive environmental benefits with a clean production model.

Clean Production and Operation

Pollutants and Noise Management

In respect of the pollutant discharges from the production, United Imaging strictly complies with the *Water Pollution Prevention and Control Law of the People's Republic of China*, the *Law of the People's Republic of China on the Prevention and Control of Atmospheric Pollution*, the *Law of the People's Republic of China on the Prevention and Control of Environment Pollution Caused by Solid Wastes* and other laws and regulations in the places where the Company operates, and has formulated the *Pollutant Management Policy* and other internal policies and systems to implement standardized management. While ensuring compliant discharge of wastewater and waste gas and waste management, we strengthen noise management and take various measures to reduce pollution and minimize the negative effects on the surrounding environment.

The domestic wastewater we produce is conducted with grease filtration before being discharged into the municipal sewage pipelines. Wuhan Production Base has set up the goal of "0" discharge of wastewater, and has developed a wastewater treatment and recycling system to turn the production wastewater into pure water for reuse, which significantly reduces wastewater flow.

Our exhaust pollutants mainly comprise particulate matter and non-methane hydrocarbon, and are all washed by environmental treatment facilities and filtered by activated carbon medium before discharging. The filtration medium is changed regularly, and the treatment facilities are operated in accordance with the *Pollutant Management Policy* and the *Equipment Maintenance Policy*. In addition, Wuhan Production Base engages a third-party institution to regularly monitor the environment of the factory as well as the indicators of organized and disorganized emission

of particulate matter and non-methane hydrocarbon for waste gas, so as to ensure that all indicators meet the emission standards.

For non-hazardous wastes, we have formulated the *General Solid Waste Management Policy*, and hand over the classified and collected office and domestic wastes to qualified suppliers for recycling. The harmful wastes we generated are mainly hazardous wastes and industrial wastes. For industrial wastes, we collect and store separately according to the General Industrial Waste Management Policy before we contact the material department for recycling. For hazardous wastes, we comply with the *Hazardous Waste Management Policy* to supervise the whole process of waste disposal from on-site collection, transfer to storage and leakage response. Wuhan Production Base has built a professional hazardous waste storage site with an area of 50 square meters, and the storage room is designed in accordance with the explosion-proof requirements. The procedures of warehousing, storage and transfer are declared and registered in the Internet of Things Supervision System for Hazardous Waste in Hubei Province, and the wastes are finally transferred and disposed of by the organizations that have signed contracts and are qualified for disposal and transportation. To reduce the wastes generated from production, Shanghai Factory has set a waste reduction goal of reducing the annual waste resin generated by a single magnetic resonance system to less than 204 kg, which has been achieved in 2022. In addition, we take various measures to improve the utilization efficiency of materials and reduce wastes. To do this, we constantly improve the design and use of packaging materials, engage the on-site staff of third-party packaging company to keep refining the design, and update pallet materials and reduce empty-loading ratio.

In terms of noise management, all equipment newly purchased are required to be implemented with noise reduction measures, and noise testing for plant boundary should be conducted on a quarterly basis to ensure compliant noise emissions.

Waste

2022

Hazardous Waste

Total hazardous waste

Hazardous waste intensity

125.22 tons

0.014 tons/million RMB

Non-Hazardous Waste

Total non-hazardous waste

Non-hazardous waste intensity

1,056.00 tons

0.11 tons/million RMB

Environmental Compliance

2022

Total amount of environmental protection-related taxes and fees (including taxes and fees on air pollutants, water pollution, solid waste and industrial noise)

251.40 thousand RMB

Others

2022

Waste Gas Emission

Total waste gas emission

Waste gas emission intensity

4,820.22 tons

0.52 tons/million RMB

Tackle Climate Change

Climate change has become a global challenge across countries, industries and enterprises all over the world. At United Imaging, we have always been committed to green development by reducing the environmental footprints left by our operation and the upstream and downstream activities of our value chain. Through energy conservation, emission reduction and green office, we hope to join hands with all stakeholders to promote sustainable production and lifestyle, and to turn the challenges into opportunities to safeguard our homeland of Earth.

Carbon Emissions and Energy Management

In response to the national strategic goals of achieving "carbon peaking" by 2030 and "carbon neutrality" by 2060, United Imaging is actively exploring a low-carbon and environmentally friendly development path and continuously promoting green production. We strictly comply with the *Energy Conservation Law of the People's Republic of China* and other relevant laws and regulations in our operating locations. We attach great importance to optimizing our energy use structure and implement a number of energy-saving initiatives to reduce energy consumption and carbon emissions arising from our operations.

Energies needed in the production and operation of the Group include electricity, natural gas, gasoline and diesel, among which electricity is the main energy source. We have established the energy management system, which defines the responsibility of relevant personnel and requires to investigate and trace abnormal energy use to avoid waste. Our Shanghai Factory and all production bases actively carry out energy conservation and consumption reduction projects to maximize energy efficiency.

Renovation of Process Cooling Water System. To lower energy consumption and realize environmental benefits, Shanghai Factory of United Imaging invested RMB 1,155 thousand to renovate the process cooling water system, including changing pipelines, optimizing the system, upgrading the circulating pumps for cooling water and air conditioner, and adding communication modules to realize automatic and intelligent monitoring. The project can help Shanghai Factory save 910,462 kWh of electricity every year.

Our Shanghai Production Factory invested

1,155 thousand RMB

Annually saving electricity about

910,462 kWh

Upgrading of Geothermal Heat Pump. To better guarantee the supply of domestic water and energy conservation, Shanghai Factory of United Imaging upgraded the geothermal heat pump unit. By upgrading the equipment, it realized remote monitoring on the start/shutdown of the system, intelligent switchover at multiple modes, energy-saving operation of circulating water, real-time transmission of alarm information, as well as automatic control over the liquid level, temperature and water supply pressure in the water tank. After completing the project, the factory can save about 420,000 kWh of electricity every year.

Annually saving electricity about

420,000 kWh

Energy Conservation and Consumption Reduction Initiatives in Wuhan Production Base. Besides energy conservation project, Wuhan Production Base of United Imaging also incorporates the concept of energy conservation in its daily production and operation, including but not limited to:

Using LED lights for the base

Using the solar water heating system for the dormitory

Adopting acoustic control, light control and time control for all lights in public areas

Building a cooling water storage system which uses electricity in the trough period at night to cool down water for use in the daytime

Conducting central control for temperatures and operation time of air conditioners

Selecting energy-saving equipment such as the SCB13 transformer and frequency conversion equipment (e.g., air conditioning units, air compressors)



The Company actively responds to the national carbon peaking and carbon neutrality goals, continuously promotes green production and operation, and reduces the environmental footprint caused by upstream and downstream activities of the value chain.

To achieve sustainable development in a green and
low-carbon way, employees' participation is also

GHG Emissions

2022

Direct (Scope 1) GHG emissions

863.21 tCO₂e

Energy indirect (Scope 2) GHG emissions

35,692.92 tCO₂e

Total GHG emissions

36,556,13 tCO₂e

GHG emissions intensity

3.96 tCO₂e/million RMB

Cope with Extreme Weather

To mitigate the adverse effects of extreme weather, our Shanghai Factory and all production bases have formulated internal management documents, such as the *Emergency Plan for Flood Control*, to standardize prevention, monitoring and early warning mechanisms for extreme weather events, and to define measures for emergency handling, rescue and rehabilitation work for meteorological disasters.

During the Reporting Period, to respond to severe weather events such as typhoon, we conducted work on emergency supplies storage and emergency drills, etc. to guarantee business continuity.



The Company actively explores measures to optimize the use of energy structure, focuses on cultivating employees' awareness of environmental protection and sustainable development, reduces greenhouse gas emissions, and jointly protects the homeland that human beings depend on for survival.

Convey Health and Warmth

United Imaging upholds the mission of “To Bring Equal Healthcare for All” and actively performs social responsibilities. We utilize our own resources and industrial advantages to empower technologies via innovations and accelerate precise diagnosis and treatment. Through these efforts, United Imaging aims to provide more people and communities with efficient, safe and affordable high-end medical equipment and services, delivering love and care to the society.



Access to Medical Treatment

United Imaging Healthcare crosses mountainous barriers and travels to large cities and towns to help build the national hierarchical diagnosis and treatment system, which allows hospitals to collaborate and interconnect, share high-quality resources, and continuously promote the accessibility of medical services.

The tiered diagnosis and treatment projects supported by United Imaging Healthcare have covered

31 provinces

3,000 hospitals

benefited nearly

200 million citizens

Primary hospitals have been gradually activated, effectively alleviating the problems of difficult and expensive medical treatment for patients in remote areas, allowing local patients to enjoy the services of higher-level hospitals right at their doorstep.

Tibet Shigatse Remote Imaging Center

Deji Cuomu, a 3-year-old Tibetan girl from Xialu Village in Jiacuoxiong Township, Shigatse, was diagnosed with developmental hip dislocation, and patients with this kind of disease will be disabled for life without immediate treatment. After completing the operation in Shanghai with the help of a public welfare project, she had to return to Shigatse due to financial difficulties and receive limited rehabilitation treatment at the local hospital.

It wasn't until October 2017 when the "United Imaging – Shigatse Remote Imaging Center" was completed and put into use, that a "sky road" carrying high-quality medical resources arrived on the Qinghai-Tibet Plateau, crossing 5,000 kilometers and allowing Shanghai's high-quality medical resources to reach the foot of Mount Everest, where the doctor who performed the surgery on Deji Cuomu participated in the diagnosis of the rehabilitation critical period through a remote medical platform for the first time. After several months of precise rehabilitation treatment, her recovery progressed rapidly, and she was soon able to walk and run normally like other children.

The "United Imaging – Shigatse Remote Imaging Center" is centered around the Shigatse People's Hospital, connected to more than 20 third-class hospitals in Shanghai, and linked to five counties and five townships in the local area, with only more than 100 kilometers from Mount Everest, supporting remote consultations, training, meetings, and live surgeries covering all departments. Through this remote medical platform, local doctors in Tibet can more conveniently access cutting-edge medical knowledge, and more and more patients can receive high-quality medical assistance in a timely manner "at their doorstep."

Qinghai Guoluo Prefecture Regional Imaging Center Aid Project

Guoluo Prefecture is located in the hinterland of the Qinghai-Tibet Plateau, with high mountains and inconvenient traffic. The average altitude of the prefecture is more than 4,200 meters above sea level, which brings the large local medical service radius, weak medical foundation, and a serious shortage of clinician resources to Guoluo Prefecture.

Relying on the Shanghai counterpart support platform, the Guoluo Prefecture closely followed the urgent needs of the pastoral population for "difficulties in seeking medical treatment" and established a smart medical cloud platform covering the entire prefecture by connecting with the Shanghai Jiading regional imaging center. With cloud technology, it has improved the treatment rate of difficult and severe diseases in the prefecture, and promoted the development of medical health career in Guoluo Prefecture.



With the help of the United Imaging Remote Medical Platform, Deji Cuomu smiled happily after the treatment.

For the First Time, Malava Town in Southwest Kenya Has a CT Technicia

As the largest country in East Africa, Kenya has vast African grasslands, developed agriculture, animal husbandry, tourism and rich mineral resources. However, the living environment is not good, and the local area is plagued by malaria, typhoid fever, cholera and other diseases. However, there is a general shortage of local medical resources, a huge gap between urban and rural medical services, and inconvenient transportation makes it even more difficult for residents to seek medical treatment. The remote town of Marawa, 150km from the nearest city, Eldoret, faces a similar dilemma, a journey of two to three hours each way. "Because there has been no CT equipment in this town, particularly for stroke patients, treatment is often delayed, and when it is treated, the prognosis is often poor." Jofery, a technician at the Royo Medical Center in Marawa town, said.

In 2021, Jofery and Metina became the first professional technicians at Royo Medical Center, the first general hospital in the region. But more of their operating experience was based on DR, so Dr Khaled, senior clinical application specialist at United Imaging, flew to Kenya from Egypt to train them. To help them learn how to operate the equipment more quickly, Dr. Khaled also prepares a large number of clinical cases and sets up tests. After five days of intensive training, both of the technicians were able to operate the equipment proficiently. "We send the scans through the PACS system to the hospital in Eldoret and they diagnose and report back." Jofery said. "We are proud that our work can benefit more patients here."

Shaanxi Baihe Regional Medical Collaborative Platform

Baihe County of Shaanxi Province is located at the border of Shaanxi and Hubei provinces. On the map, a dozen mountains including Tianchi Ridge, Hanjiashan, land ridge, Pingdingshan and savage mountain criss-cross, and the small county is separated into two "parallel world." The very special geographical environment makes "seeing a doctor" the most difficult problem in the minds of 200,000 people in Baihe County. Surrounded by mountains, large medical equipment cannot be transported, and even basic daily medicine is difficult to guarantee. To "out of the mountain" to the nearest county registration, villagers often have to cross dozens of kilometers of mountain road, taking more than two hours by car.

Qin Luxin, who lives in Shiguancun, Baihe County, Shaanxi Province, is 67 years old this year, suffering from coronary heart disease, hypertension and other diseases for more than 10 years, complete necrosis of the femoral head, every step is extremely difficult, and "out of the mountain" to the nearest county to see a doctor, it takes more than two hours by car, bringing much inconvenience. "In his case, coronary heart disease can lead to myocardial infarction and high blood pressure can lead to cerebral haemorrhage if he doesn't get regular check-ups." A village doctor in Baihe County called Qin Renxiu said. She is the village doctor of Shiguan village, Cangshang Town, Baihe County, guarding the health of nearly two thousand villagers.

If in the past, Qin Renxiu can only ask for a car to send patients to the county hospital. But this time, One Screen has brought a new solution to the puzzle. She calmly measured the body temperature, blood pressure and other conditions for Qin Luxin, took out the mobile phone, and clicked on the Baihe County regional medical cooperation platform, issuing a "remote outpatient" request. Not long, the county hospital doctor connected the video, and opened the past medical records of the patient, performing the diagnosis for Qin Luxin.

With the cooperation between village doctor and superior doctor, the doctor quickly made a diagnosis: "high blood pressure, must be checked regularly, otherwise it is likely to cause myocardial infarction, or cerebral haemorrhage." This is like "timely rain" like diagnosis, also let Qin Lu feel released. "Without such good medical care, there is a good chance that I would not be there." Qin Lu Xin kept thanking.

No one had ever thought that a small screen could "level" the mountain that they had been "immobile" for decades -- "Baihe County Regional Medical Cooperation Platform". Led by Baihe County People's Hospital and assisted by United Imaging, it integrates five functions: remote outpatient service, remote consultation, remote diagnosis, audio and video conference and distance education. Covering the county, town and village medical system, 12 town hospitals and 113 village clinics have benefited 200,000 people in Baihe County. Expert resources from county-level medical institutions are transferred to the grassroots through the platform, so that people in mountainous areas can enjoy high-quality services from higher-level hospitals without leaving their homes.

"Well, it's different now." Qin Renxiu looked at the screen in his hands and said with emotion, "I feel a sense of accomplishment that I can help the county doctors really help the patients."

Hubei Zhijiang Digit-Intelligence Integrated Program for Apoplexy Diagnosis and Treatment

China's rural population structure is rising, and the young and middle-aged population outflow, as well as the left-behind elderly monomer medical demand is huge, with the incidence of central cerebrovascular disease significantly higher than the urban areas. In the vast rural areas, the tragedy of "one stroke, the whole family goes crazy" occurs every day. It is urgent to solve the problem of grassroots stroke.

Therefore, United Imaging actively launched the "digit-intelligence integrated program for apoplexy diagnosis and treatment". The introduction of CT to the grassroots level opens a new paradigm for stroke prevention and treatment in China, alleviates the heavy burden of "returning to poverty due to illness and disabling due to illness", and brings examples and references for the construction of the national stroke prevention and treatment system. So far, it has helped Zhijiang Township complete more than 30,000 CT examinations, carried out thrombolysis in 31 cases, and saved 31 families.



A villager living in a town in Zhijiang City, Hubei Province, was rushed to the local township health center for a sudden stroke and has recovered through timely thrombolysis.

Additional Health Care

As a leading enterprise engaged in high-end medical equipment, we always attentively consider the demand of every patient and user. We not only conduct in-depth studies on the prevention, diagnosis and treatment of various special diseases, but also care for the health of women and children. We are dedicated to providing the public with meticulous health care and serving the society with a loving heart.

Public-Welfare Art Exhibition on Medical Imaging of Mammary Gland

Breast cancer has overtaken lung cancer to become the number one cancer in the world, according to the WHO's International Agency for Research on Cancer (IARC) 2021. Breast cancer patients in China account for 19% of the global cases, and breast cancer ranks the first in the incidence of female malignant tumors in China. What is urgent is that the incidence rate is increasing year by year, and the incidence group is becoming younger, with the average age of onset 10 years earlier than that in Western countries. Women in their prime, who are the mainstay of society and family, have also entered the high incidence list.

October is the International Month of Breast Cancer Prevention and Treatment. On October 21, 2022, Pink Ribbon Care Day, the first public-welfare art exhibition on medical imaging of mammary gland and salon named "Breast Monologue: Women's Self-Construction" was officially launched in Shanghai, co-sponsored by United Imaging and New Moon Alliance, specially supported by Southern Weekly, and directed by Fudan University Shanghai Cancer Center.

"In the past, breasts were obscure in the public's impression. The charity exhibition uses three-dimensional tomography technology to observe breasts from a new perspective, allowing us to see their internal structure closely: healthy, beautiful, or dying, fighting against disease, either way, is full of life power."

Yu Yeheng, senior vice president of United Imaging and the exhibition's curator, said the "Breast Monologue" is not just science popularization, but also aimed at promoting women's self-awareness. "We want to go beyond medical imaging to capture the unique

experience of a woman's life. From infancy and independence to motherhood and to aging, how women gradually move toward fullness and depth of personality and complete self-construction through physiological changes and role changes."

"Asian women are born with more glands and less fat in their breasts, which we medically call 'dense breasts,' but it's actually a dangerous bug. Studies have found that dense breasts are four to six times more likely to become cancerous than non-dense ones. Another disadvantage is that dense breasts can make it harder for X-rays to detect early tumors, delaying the disease." Gu Yajia, director of the Department of Radiology and Diagnosis at the Cancer Hospital Affiliated to Fudan

University, introduced the real appearance of breasts and encouraged Chinese women to face breast health and participate in early screening prevention.

We hope to appeal to more people to enhance the awareness of early screening and early treatment of breast health through this public benefit exhibition, and at the same time, to care for women's health through artistic presentation beyond medical images and diseases, so as to transfer more positive energy and warmth to female breast cancer patients.

May more women find the courage to look in the mirror, rebuild their faith with the fortitude to be refined gold in the baptism of time like fire, and walk into the Promised Land.



Through the breast sectioning device, visitors can clearly see the tiny lesions hidden underneath the normal tissue.

Young “Career Experience Officer”, When a 12-Year-Old “Tech Star” Meets a PhD Managing Director

“Why does it keep rumbling when doing MRI scans?”
“Do engineers write code in C++ or Python?”

We hope to expand the children's knowledge of the medical field by bringing them up close to high-end medical equipment to understand the basic technical principles, thus inspiring them to understand and aspire to technology and innovation, as well as providing them with an additional career choice in their future life path. Therefore, we co-organized an off-campus outreach activity with Shanghai Jiading World Foreign Language School.

When the young 'Officers', with an average age of 12, entered the field of high-end medical equipment, what would their 'first career experience' be like?

The first occupation that the young 'Officers' engaged in was clinical doctor, who can read and understand medical imaging films. When An Shaohui, Vice President of the Molecular Imaging Division of UNI as well as a postdoctoral fellow, used a vivid analogy of "who loves to eat sugar" to explain how PET/CT can detect the location of tumors in the human body by marking the relevant nuclides, the children were transformed into front-line "experts". The children were like frontline "experts", carefully examining the scanned images.

Everyone's intrinsic impression of programmers still rests on labels such as bald heads and checkered shirts, but some explanations by Liu Wenqing, R&D manager of the visualization department of the Medical Software Division of United Imaging, gave the children

a new definition of programmers. "Our job is to convert ordinary two-dimensional black-and-white flat maps into lifelike three-dimensional color maps to help doctors make more accurate diagnoses."

"I want to design surgical robots when I grow up." Unlike the others' novelty, there is a special determination in the choice of Liu Longze, who is from Class 1, Grade 6 at Shanghai Jiading World Foreign Language School. "Usually I read some extracurricular books on the subject, and in the future I want to make my own robot that can treat all tumors so that no one will ever get sick again." Having experienced the death of a loved one from a tumor, Liu Longze with an age of 12, has a deeper understanding of his future choices and his dreams.



Through the introduction of Dr. An Shaohui, Vice President of the Molecular Imaging Division of UIH, the children realized that the MRI machine rumbled because the noise was made by the violent vibration of the metal wire under pressure.

Appendix







GRI Standards Content Index and Contribution to United Nations Sustainable Development Goals (UN SDGs)






Instructions for the use of GRI standard: UIH reported the information cited in this GRI content index for the period January 1, 2022 to December 31, 2022 with reference to the GRI Standards. We also actively responded to the United Nations 2030 agenda, to this end the ESG management direction of the Company is consistent with the global sustainable development vision in 2030, and to achieve the global goals in 2030.







Context	GRI Standards Disclosure Title	SDGs
Message From the Management Team	2-11	
About the Report	2-1, 2-2, 2-3	
Key Performance Indicators in 2022	201	
About United Imaging	2-6	
Sustainable Development Management	2-9, 2-12, 2-13, 2-14, 2-16, 2-29, 3-1, 3-2, 3-3	
Responsible Governance		
Compliance Operation	2-23, 2-24, 2-26, 2-27, 3-3, 205, 206	
Information Security	3-3, 418	
Responsible Marketing	3-3, 417	
Intellectual Property Protection	3-3	



Goal 16:
PEACE, JUSTICE AND STRONG INSTITUTIONS

Context	GRI Standards Disclosure Title	SDGs	
Innovation-Driven and Win-Win Cooperation			Goal 3: GOOD HEALTH AND WELL-BEING
Core of Innovation	3-3		
Product Innovation	3-3		
Promote Industry Development	3-3		
			Goal 9: INDUSTRY, INNOVATION AND INFRASTRUCTURE
			Goal 3: GOOD HEALTH AND WELL-BEING
Products with Ingenuity and Excellent Quality			
Product Quality	3-3, 416		
Optimize Customer Experience	3-3, 416		
Responsible Supply Chain	3-3, 204, 308, 414		Goal 9: INDUSTRY, INNOVATION AND INFRASTRUCTURE
			Goal 12: RESPONSIBLE CONSUMPTION AND PRODUCTION
			Goal 17: PARTNERSHIPS FOR THE GOALS

Context	GRI Standards Disclosure Title	SDGs	
People-oriented and Share Success			Goal 3: GOOD HEALTH AND WELL-BEING
Employees' Rights and Interests	2-3, 2-7, 3-3, 201, 402, 405, 406, 408, 409		
Employee Career Growth	3-3, 401, 404		
Create an Inclusive Workplace	3-3, 401		Goal 4: QUALITY EDUCATION
Occupational Health and Safety	3-3, 403		
			Goal 5: GENDER EQUALITY
			Goal 8: DECENT WORK AND ECONOMIC GROWTH
			Goal 10: REDUCED INEQUALITIES

Context	GRI Standards Disclosure Title	SDGs
Green Development		
Environmental Management System	3-3	 Goal 3: GOOD HEALTH AND WELL-BEING
Clean Production and Operation	3-3, 301, 303, 306	
Climate Change	3-3, 201, 302, 305	 Goal 6: CLEAN WATER AND SANITATION
		 Goal 7: AFFORDABLE AND CLEAN ENERGY
		 Goal 11: SUSTAINABLE CITIES AND COMMUNITIES
		 Goal 12: RESPONSIBLE CONSUMPTION AND PRODUCTION
		 Goal 13: CLIMATE ACTION

Context	GRI Standards Disclosure Title	SDGs
Convey Health and Warmth		
Access to Medical Treatment	3-3, 203	 Goal 3: GOOD HEALTH AND WELL-BEING
Additional Health Care	3-3, 203	
		 Goal 9: INDUSTRY, INNOVATION AND INFRASTRUCTURE
		 Goal 17: PARTNERSHIPS FOR THE GOALS